

SUMMARY REPORT
196 WEST CARDINAL LANE (FORMERLY 1221 WEST CARDINAL LANE)
LAUREL BAY MILITARY HOUSING AREA
MARINE CORPS AIR STATION BEAUFORT
BEAUFORT, SC

Revision: 0
Prepared for:

Department of the Navy
Naval Facilities Engineering Command, Mid-Atlantic
9324 Virginia Avenue
Norfolk, Virginia 23511-3095

and



Naval Facilities Engineering Command Atlantic
9324 Virginia Avenue
Norfolk, Virginia 23511-3095

JUNE 2021

SUMMARY REPORT
196 WEST CARDINAL LANE (FORMERLY 1221 WEST CARDINAL LANE)
LAUREL BAY MILITARY HOUSING AREA
MARINE CORPS AIR STATION BEAUFORT
BEAUFORT, SC

Revision: 0
Prepared for:

Department of the Navy
Naval Facilities Engineering Command, Mid- Atlantic
9324 Virginia Avenue
Norfolk, Virginia 23511-3095

and



Naval Facilities Engineering Command Atlantic

9324 Virginia Avenue
Norfolk, Virginia 23511-3095

Prepared by:



CDM - AECOM Multimedia Joint Venture
10560 Arrowhead Drive, Suite 500
Fairfax, Virginia 22030

Contract Number: N62470-14-D-9016

CTO WE52

JUNE 2021

Table of Contents

1.0	INTRODUCTION.....	1
1.1	BACKGROUND INFORMATION.....	1
1.2	UST REMOVAL AND ASSESSMENT PROCESS.....	2
2.0	SAMPLING ACTIVITIES AND RESULTS.....	3
2.1	UST REMOVAL AND SOIL SAMPLING	3
2.2	SOIL ANALYTICAL RESULTS.....	4
3.0	PROPERTY STATUS	4
4.0	REFERENCES.....	4

Table

Table 1	Laboratory Analytical Results - Soil
---------	--------------------------------------

Appendices

Appendix A	Multi-Media Selection Process for LBMH
Appendix B	UST Assessment Report
Appendix C	Regulatory Correspondence

List of Acronyms

bgs	below ground surface
BTEX	benzene, toluene, ethylbenzene, and xylenes
CTO	Contract Task Order
COPC	constituents of potential concern
IDIQ	Indefinite Delivery, Indefinite Quantity
IGWA	Initial Groundwater Assessment
JV	Joint Venture
LBMH	Laurel Bay Military Housing
MCAS	Marine Corps Air Station
NAVFAC Mid-Lant	Naval Facilities Engineering Command Mid-Atlantic
NFA	No Further Action
PAH	polynuclear aromatic hydrocarbon
QAPP	Quality Assurance Program Plan
RBSL	risk-based screening level
SCDHEC	South Carolina Department of Health and Environmental Control
Site	LBMH area at MCAS Beaufort, South Carolina
UST	underground storage tank
VISL	vapor intrusion screening level

1.0 INTRODUCTION

The CDM - AECOM Multimedia Joint Venture (JV) was contracted by the Naval Facilities Engineering Command, Mid-Atlantic (NAVFAC Mid-Lant) to provide reporting services for the heating oil underground storage tanks (USTs) located in Laurel Bay Military Housing (LBMH) area at the Marine Corps Air Station (MCAS) Beaufort, South Carolina (Site). This work has been awarded under Contract Task Order (CTO) WE52 of the Indefinite Delivery, Indefinite Quantity (IDIQ) Multimedia Environmental Compliance Contract (Contract No. N62470-14-D-9016).

As of January 2014, the LBMH addresses were re-numbered to comply with the E-911 emergency response addressing system; however, in order to remain consistent with historical sampling and reporting for LBMH area, the residences will continue to be referenced with their original address numbers in sample nomenclature and reporting documents.

This report summarizes the results the environmental investigation activities associated with the storage of home heating oil and the potential release of petroleum constituents at the referenced property. Based on the results of the investigation, a No Further Action (NFA) determination has been made by the South Carolina Department of Health and Environmental Control (SCDHEC) for 196 West Cardinal Lane (Formerly 1221 West Cardinal Lane). This NFA determination indicates that there are no unacceptable risks to human health or the environment for the petroleum constituents associated with the home heating oil USTs. The following information is included in this report:

- Background information;
- Sampling activities and results; and
- A determination of the property status.

1.1 Background Information

The LBMH area is located approximately 3.5 miles west of MCAS Beaufort. The area is approximately 970 acres in size and serves as an enlisted and officer family housing area. The area is configured with single family and duplex residential structures, and includes recreation, open space, and community facilities. The community includes approximately 1,300 housing units, including legacy Capehart style homes and newer duplex style homes. The housing area

is bordered on the west by salt marshes and the Broad River, and to the north, east and south by uplands. Forested areas lie along the northern and northeastern borders.

Capehart style homes within the LBMH area were formerly heated using heating oil stored in USTs at each residence. There were 1,100 Capehart style housing units in the LBMH area. The newer duplex homes within the LBMH area never utilized heating oil tanks. Heating oil has not been used at Laurel Bay since the mid-1980s. As was the accepted practice at the time, USTs were drained, filled with dirt, capped, and left in place when they were removed from service. Residential USTs are not regulated in the State of South Carolina (i.e., there are no federal or state laws governing installation, management, or removal).

In 2007, MCAS Beaufort began a voluntary program to remove the unregulated, residential USTs and conduct sampling activities to determine if, and to what extent, petroleum constituents may have impacted the surrounding environment. MCAS Beaufort coordinated with SCDHEC to develop removal procedures that were consistent with procedural requirements for regulated USTs. All tank removal activities and follow-on actions are conducted in coordination with SCDHEC. To date, all known USTs have been removed from all residential properties within the LBMH area.

1.2 UST Removal and Assessment Process

During the UST removal process, a soil sample was collected from beneath the UST excavations (approximately 4 to 6 feet [ft] below ground surface [bgs]) and analyzed for a predetermined list of constituents of potential concern (COPCs) associated with the petroleum compounds found in home heating oil. These COPCs, derived from the *Quality Assurance Program Plan (QAPP) for the Underground Storage Tank Management Division, Revision 3.1* (SCDHEC, 2016) and the *Underground Storage Tank Assessment Instructions for Permanent Closure and Change-In-Service*, (SCDHEC, 2018), are as follows:

- benzene, toluene, ethylbenzene, and xylenes (BTEX),
- naphthalene, and
- five select polynuclear aromatic hydrocarbon (PAHs): benzo(a)anthracene, benzo(b)fluoranthene, benzo(k)fluoranthene, chrysene and dibenz(a,h)anthracene.

Soil sample results were submitted by MCAS Beaufort to SCDHEC utilizing SCDHEC's UST Assessment Report form. In accordance with SCDHEC's *QAPP for the UST Management*

Division (SCDHEC, 2016), the soil screening levels consists of SCDHEC risk-based screening levels (RBSLs). It should be noted that the RBSLs for select PAHs were revised in Revision 2.0 of the QAPP (SCDHEC, 2013) and were revised again in Revision 3.0 (SCDHEC, 2015). The screening levels used for evaluation at each site were those levels that were in effect at the time of reporting and review by SCDHEC.

The results of the soil sampling at each former UST location were used to determine if a potential for groundwater contamination exists (i.e., soil results greater than RBSLs) and subsequently to select properties for follow-up initial groundwater assessment (IGWA) sampling. The results of the IGWA sampling (if necessary) are used to determine the presence or absence of the aforementioned COPCs in groundwater and identify whether former UST locations will require additional delineation of COPCs in groundwater. In order to delineate the extent of impact to groundwater, permanent wells are installed and a sampling program is established for those former UST locations where IGWA sampling has indicated the presence of COPCs in excess of the SCDHEC RBSLs for groundwater. Groundwater analytical results are also compared to the site specific groundwater vapor intrusion screening levels (VISLs) to evaluate the potential for vapor intrusion and the necessity for an investigation associated with this media. A multi-media investigation selection process tree, applicable to the LBMH UST investigations, is presented as Appendix A.

2.0 SAMPLING ACTIVITIES AND RESULTS

The following section presents the sampling activities and associated results for 196 West Cardinal Lane (Formerly 1221 West Cardinal Lane). Details regarding the soil investigation at this site are provided in the *SCDHEC UST Assessment Report – 1221 West Cardinal Lane* (MCAS Beaufort, 2013). The UST Assessment Report is provided in Appendix B.

2.1 UST Removal and Soil Sampling

On October 23, 2012, a single 280 gallon heating oil UST was removed from the back yard under the patio area at 196 West Cardinal Lane (Formerly 1221 West Cardinal Lane). The former UST location is indicated on Figures 2 and 3 of the UST Assessment Report (Appendix B). The UST was removed and properly disposed of (i.e., shipped offsite for recycling or transported to a landfill). There was no visual evidence (i.e., staining or sheen) of petroleum impact at the time of the UST removal. According to the UST Assessment Report (Appendix B), the depth to the base of the UST was 5'7" bgs and a single soil sample was collected from that

depth. The sample was collected from the fill port side of the former UST to represent a worst case scenario.

Following UST removal, a soil sample was collected from the base of the excavation and shipped to an offsite laboratory for analysis of the petroleum COPCs. Sampling was performed in accordance with applicable South Carolina regulation R.61-92, Part 280 (SCDHEC, 2017) and assessment guidelines.

2.2 Soil Analytical Results

A summary of the laboratory analytical results and SCDHEC RBSLs is presented in Table 1. A copy of the laboratory analytical data report is included in the UST Assessment Report presented in Appendix B. The laboratory analytical data report includes the soil results for the additional PAHs that were analyzed, but do not have associated RBSLs.

The soil sample results were submitted by MCAS Beaufort to SCDHEC utilizing SCDHEC's UST Assessment Report form (Appendix B). The results of the soil sampling at the former UST location were used by MCAS Beaufort, in consultation with SCDHEC, to determine a path forward (i.e., additional sampling or NFA) for the property. The soil results collected from 196 West Cardinal Lane (Formerly 1221 West Cardinal Lane) were less than the SCDHEC RBSLs, which indicated the subsurface was not impacted by COPCs associated with the former UST at concentrations that presented a potential risk to human health and the environment.

3.0 PROPERTY STATUS

Based on the analytical results for soil, SCDHEC made the determination that NFA was required for 196 West Cardinal Lane (Formerly 1221 West Cardinal Lane). This NFA determination was obtained in a letter dated May 15, 2014. SCDHEC's NFA letter is provided in Appendix C.

4.0 REFERENCES

Marine Corps Air Station Beaufort, 2013. *South Carolina Department of Health and Environmental Control (SCDHEC) Underground Storage Tank Assessment Report – 1221 West Cardinal Lane, Laurel Bay Military Housing Area*, February 2013.

South Carolina Department of Health and Environmental Control Bureau of Land and Waste Management, 2013. *Quality Assurance Program Plan for the Underground Storage Tank Management Division, Revision 2.0*, April 2013.

South Carolina Department of Health and Environmental Control Bureau of Land and Waste Management, 2015. *Quality Assurance Program Plan for the Underground Storage Tank Management Division, Revision 3.0*, May 2015.

South Carolina Department of Health and Environmental Control Bureau of Land and Waste Management, 2016. *Quality Assurance Program Plan for the Underground Storage Tank Management Division, Revision 3.1*, February 2016.

South Carolina Department of Health and Environmental Control Bureau of Land and Waste Management, 2017. *R.61-92, Part 280, Underground Storage Tank Control Regulations*, March 2017.

South Carolina Department of Health and Environmental Control Bureau of Land and Waste Management, 2018. *Underground Storage Tank Assessment Instructions for Permanent Closure and Change-In-Service*, March 2018.

Table

Table 1
Laboratory Analytical Results - Soil
196 West Cardinal Lane (Formerly 1221 West Cardinal Lane)
Laurel Bay Military Housing Area
Marine Corps Air Station Beaufort
Beaufort, South Carolina

Constituent	SCDHEC RBSLs ⁽¹⁾	Results Sample Collected 10/23/12
Volatile Organic Compounds Analyzed by EPA Method 8260B (mg/kg)		
Benzene	0.003	ND
Ethylbenzene	1.15	ND
Naphthalene	0.036	0.00335
Toluene	0.627	0.000879
Xylenes, Total	13.01	ND
Semivolatile Organic Compounds Analyzed by EPA Method 8270D (mg/kg)		
Benzo(a)anthracene	0.66	ND
Benzo(b)fluoranthene	0.66	ND
Benzo(k)fluoranthene	0.66	ND
Chrysene	0.66	ND
Dibenz(a,h)anthracene	0.66	ND

Notes:

⁽¹⁾ South Carolina Risk-Based Screening Levels from the Quality Assurance Program Plan for the Underground Storage Tank Management Division, Revision 2.0 (SCDHEC, April 2013).

Bold font indicates the analyte was detected.

Bold font and shading indicates the concentration exceeds the SCDHEC RBSL.

EPA - United States Environmental Protection Agency

mg/kg - milligram per kilogram

ND - not detected at the reporting limit (or method detection limit if shown on the laboratory report). The laboratory report is provided in Appendix B.

RBSL - Risk-Based Screening Level

SCDHEC - South Carolina Department Of Health and Environmental Control

Appendix A
Multi-Media Selection Process for LBMH



Appendix A - Multi-Media Selection Process for LBMH

Appendix B
UST Assessment Report

Attachment 1

South Carolina Department of Health and Environmental Control (SCDHEC)
Underground Storage Tank (UST) Assessment Report

Date Received
State Use Only

Submit Completed Form To:
UST Program
SCDHEC
2600 Bull Street
Columbia, South Carolina 29201
Telephone (803) 896-7957

I. OWNERSHIP OF UST (S)

MCAS Beaufort, Commanding Officer Attn: NREAO (Craig Ehde)		
Owner Name (Corporation, Individual, Public Agency, Other)		
P.O. Box 55001		
Mailing Address		
Beaufort,	South Carolina	29904-5001
City	State	Zip Code
843	228-7317	Craig Ehde
Area Code	Telephone Number	Contact Person

II. SITE IDENTIFICATION AND LOCATION

Permit I.D. #	
Laurel Bay Military Housing Area, Marine Corps Air Station, Beaufort, SC	
Facility Name or Company Site Identifier	
1221 Cardinal Lane, Laurel Bay Military Housing Area	
Street Address or State Road (as applicable)	
Beaufort,	Beaufort
City	County

Attachment 2

III. INSURANCE INFORMATION

Insurance Statement

The petroleum release reported to DHEC on _____ at Permit ID Number _____ may qualify to receive state monies to pay for appropriate site rehabilitation activities. Before participation is allowed in the State Clean-up fund, written confirmation of the existence or non-existence of an environmental insurance policy is required. **This section must be completed.**

Is there now, or has there ever been an insurance policy or other financial mechanism that covers this UST release? **YES**____ **NO**____ (check one)

If you answered **YES** to the above question, please complete the following information:

My policy provider is: _____

The policy deductible is: _____

The policy limit is: _____

If you have this type of insurance, please include a copy of the policy with this report.

IV. REQUEST FOR SUPERB FUNDING

I **DO** / **DO NOT** wish to participate in the SUPERB Program. (Circle one.)

V. CERTIFICATION (To be signed by the UST owner)

I certify that I have personally examined and am familiar with the information submitted in this and all attached documents; and that based on my inquiry of those individuals responsible for obtaining this information, I believe that the submitted information is true, accurate, and complete.

Name (Type or print.)

Signature

To be completed by Notary Public:

Sworn before me this _____ day of _____, 20____

(Name)

Notary Public for the state of _____

Please affix State seal if you are commissioned outside South Carolina

VI. UST INFORMATION

- A. Product...(ex. Gas, Kerosene).....
- B. Capacity...(ex. 1k, 2k).....
- C. Age.....
- D. Construction Material...(ex. Steel, FRP).....
- E. Month/Year of Last Use.....
- F. Depth (ft.) To Base of Tank.....
- G. Spill Prevention Equipment Y/N.....
- H. Overfill Prevention Equipment Y/N.....
- I. Method of Closure Removed/Filled.....
- J. Date Tanks Removed/Filled.....
- K. Visible Corrosion or Pitting Y/N.....
- L. Visible Holes Y/N.....

1221 Cardinal		
Heating oil		
280 gal		
Late 1950s		
Steel		
Mid 80s		
5'7"		
No		
No		
Removed		
10/23/2012		
Yes		
Yes		

- M. Method of disposal for any USTs removed from the ground (attach disposal manifests)
UST 1221Cardinal was removed from the ground and disposed
at a Subtitle "D" landfill. See Attachment "A".
- N. Method of disposal for any liquid petroleum, sludges, or wastewaters removed from the USTs (attach disposal manifests)
UST 1221Cardinal was previously filled with sand by others.
- O. If any corrosion, pitting, or holes were observed, describe the location and extent for each UST
Corrosion, pitting and holes were found throughout the tank.

VII. PIPING INFORMATION

A. Construction Material..(ex. Steel, FRP).....

B. Distance from UST to Dispenser.....

C. Number of Dispensers.....

D. Type of System Pressure or Suction.....

E. Was Piping Removed from the Ground? Y/N

F. Visible Corrosion or Pitting Y/N.....

G. Visible Holes Y/N.....

H. Age.....

I. If any corrosion, pitting, or holes were observed, describe the location and extent for each piping run.

1221 Cardinal		
Steel & Copper		
N/A		
N/A		
Suction		
No		
Yes		
No		
Late 1950s		

Corrosion and pitting were found on the surface of the steel vent pipe. Copper supply and return lines were sound.

VIII. BRIEF SITE DESCRIPTION AND HISTORY

The USTs at the residences are constructed of single wall steel and formerly contained fuel oil for heating. These USTs were installed in the late 1950s and last used in the mid 1980s.

IX. SITE CONDITIONS

	Yes	No	Unk
<p>A. Were any petroleum-stained or contaminated soils found in the UST excavation, soil borings, trenches, or monitoring wells?</p> <p>If yes, indicate depth and location on the site map.</p>		X	
<p>B. Were any petroleum odors detected in the excavation, soil borings, trenches, or monitoring wells?</p> <p>If yes, indicate location on site map and describe the odor (strong, mild, etc.)</p>		X	
<p>C. Was water present in the UST excavation, soil borings, or trenches?</p> <p>If yes, how far below land surface (indicate location and depth)?</p>		X	
<p>D. Did contaminated soils remain stockpiled on site after closure?</p> <p>If yes, indicate the stockpile location on the site map.</p> <p>Name of DHEC representative authorizing soil removal:</p>		X	
<p>E. Was a petroleum sheen or free product detected on any excavation or boring waters?</p> <p>If yes, indicate location and thickness.</p>		X	

X. SAMPLE INFORMATION

A. SCDHEC Lab Certification Number 84009

B.

Sample #	Location	Sample Type (Soil/Water)	Soil Type (Sand/Clay)	Depth*	Date/Time of Collection	Collected by	OVA #
1221 Cardinal	Excav at fill end	Soil	Sandy	5'7"	10/23/12 1445 hrs	P. Shaw	
8							
9							
10							
11							
12							
13							
14							
15							
16							
17							
18							
19							
20							

* = Depth Below the Surrounding Land Surface

XI. SAMPLING METHODOLOGY

Provide a detailed description of the methods used to collect and store the samples. Also include the preservative used for each sample. Please use the space provided below.

Sampling was performed in accordance with SC DHEC R.61-92 Part 280 and SC DHEC Assessment Guidelines. Sample containers were prepared by the testing laboratory. The grab method was utilized to fill the sample containers leaving as little head space as possible and immediately capped. Soil samples were extracted from area below tank. The samples were marked, logged, and immediately placed in a sample cooler packed with ice to maintain an approximate temperature of 4 degrees Centigrade. Tools were thoroughly cleaned and decontaminated with the seven step decon process after each use. The samples remained in custody of SBG-EEG, Inc. until they were transferred to Test America Incorporated for analysis as documented in the Chain of Custody Record.

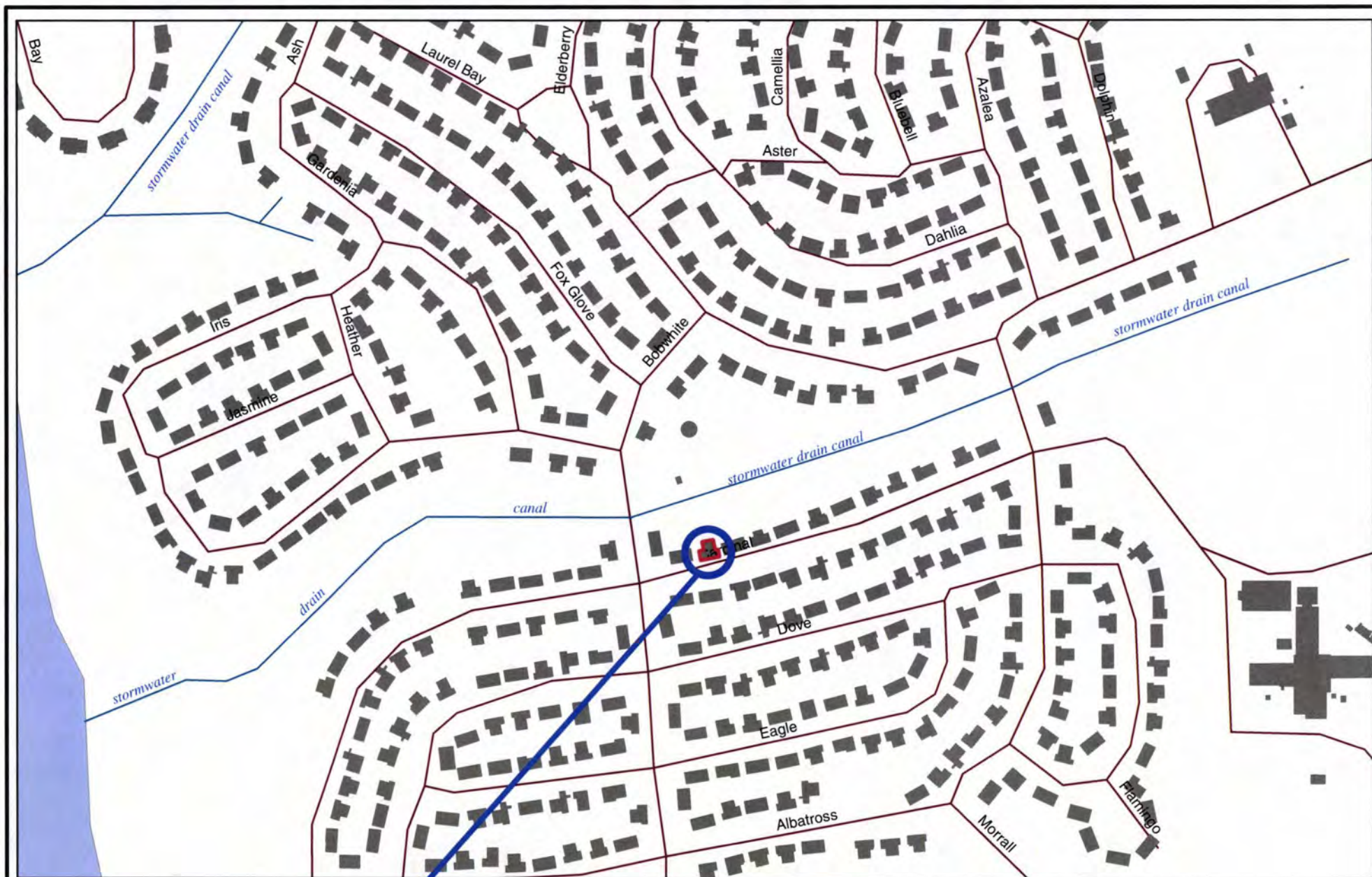
XII. RECEPTORS

	Yes	No
<p>A. Are there any lakes, ponds, streams, or wetlands located within 1000 feet of the UST system?</p> <p style="text-align: right;">*Stormwater drainage canal</p> <p>If yes, indicate type of receptor, distance, and direction on site map.</p>	*X	
<p>B. Are there any public, private, or irrigation water supply wells within 1000 feet of the UST system?</p> <p>If yes, indicate type of well, distance, and direction on site map.</p>		X
<p>C. Are there any underground structures (e.g., basements) Located within 100 feet of the UST system?</p> <p>If yes, indicate type of structure, distance, and direction on site map.</p>		X
<p>D. Are there any underground utilities (e.g., telephone, electricity, gas, water, sewer, storm drain) located within 100 feet of the UST system that could potentially come in contact with the contamination?</p> <p style="text-align: right;">*Sewer, water, electricity cable & fiber optic</p> <p>If yes, indicate the type of utility, distance, and direction on the site map.</p>	*X	
<p>E. Has contaminated soil been identified at a depth less than 3 feet below land surface in an area that is not capped by asphalt or concrete?</p> <p>If yes, indicate the area of contaminated soil on the site map.</p>		X


XIII. SITE MAP

You must supply a scaled site map. It should include all buildings, road names, utilities, tank and dispenser island locations, labeled sample locations, extent of excavation, and any other pertinent information.

(Attach Site Map Here)



1221 CARDINAL



SBG-EEG, Inc.

7301 Rivers Ave., Suite 245
N. Charleston SC 29406-9643

Ph. (843) 573-7140

Drawn By: L. DiAsio


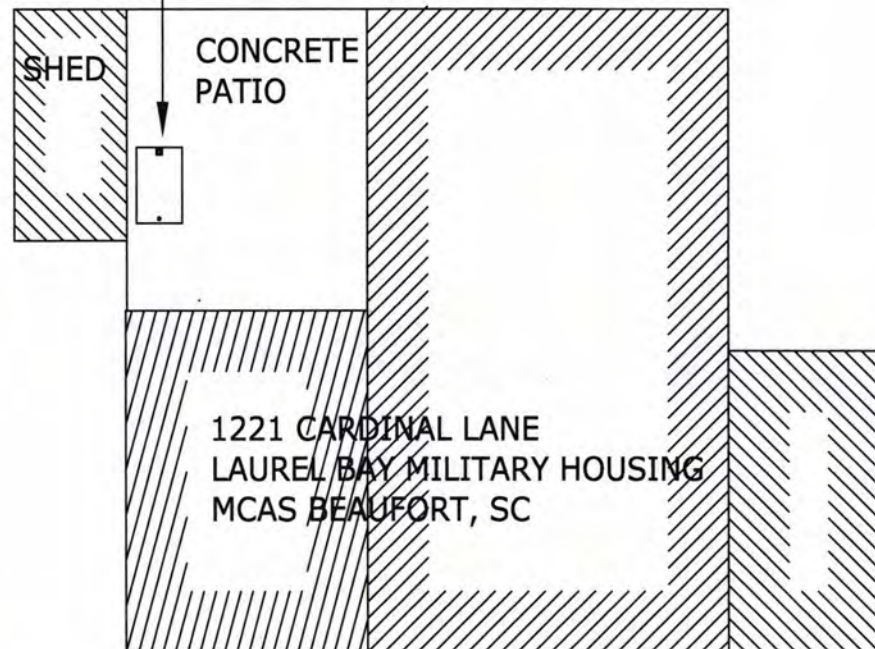
Dwg Date: Nov 2012

FIGURE 1: LOCATION MAP
1221 CARDINAL LANE
LAUREL BAY, BEAUFORT SC



STORMWATER DRAINAGE CANAL $\approx 110'$

UST
1221CARDINAL



TANK DEPTH BELOW GRADE
1221CARDINAL = 31"


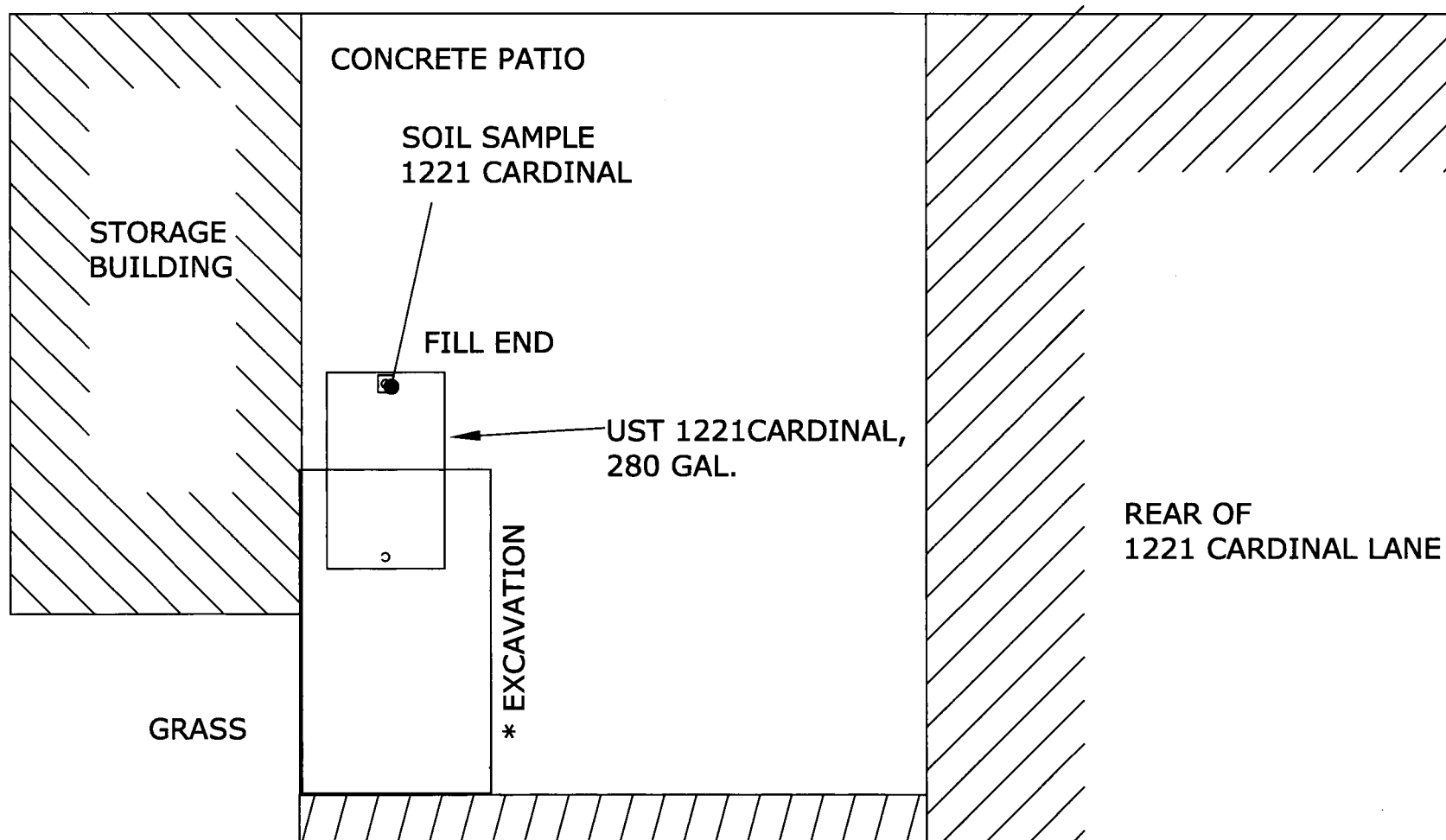
SBG-EEG

7301 RIVERS AVE., SUITE 245
N. CHARLESTON SC 29406-9643
(843) 573-7140

FIGURE 2 SITE MAP
1221 CARDINAL LANE, LAUREL BAY
MCAS BEAUFORT SC

SCALE: GRAPHIC

DWG DATE NOV 2012



* A PORTION OF THE PATIO WAS REMOVED TO FACILITATE TANK EXTRACTION.

SBG-EEG

7301 RIVERS AVE., SUITE 245
N. CHARLESTON SC 29406-9643
(843) 573-7140

FIGURE 3 UST SAMPLE LOCATIONS
1221 CARDINAL LANE, LAUREL BAY
MCAS BEAUFORT SC

SCALE: GRAPHIC

DWG DATE NOV 2012



Picture 1: Location of UST 1221Cardinal.



Picture 2: UST 1221Cardinal excavation.

XIV. SUMMARY OF ANALYSIS RESULTS

Enter the soil analytical data for each soil boring for all COC in the table below and on the following page.

CoC	UST	1221Cardinal					
Benzene		ND					
Toluene		0.000879 mg/kg					
Ethylbenzene		ND					
Xylenes		ND					
Naphthalene		0.00335 mg/kg					
Benzo (a) anthracene		ND					
Benzo (b) fluoranthene		ND					
Benzo (k) fluoranthene		ND					
Chrysene		ND					
Dibenz (a, h) anthracene		ND					
TPH (EPA 3550)							

CoC							
Benzene							
Toluene							
Ethylbenzene							
Xylenes							
Naphthalene							
Benzo (a) anthracene							
Benzo (b) fluoranthene							
Benzo (k) fluoranthene							
Chrysene							
Dibenz (a, h) anthracene							
TPH (EPA 3550)							

SUMMARY OF ANALYSIS RESULTS (cont'd)

Enter the ground water analytical data for each sample for all CoC in the table below. If free product is present, indicate the measured thickness to the nearest 0.01 feet.

CoC	RBSL (µg/l)	W-1	W-2	W -3	W -4
Free Product Thickness	None				
Benzene	5				
Toluene	1,000				
Ethylbenzene	700				
Xylenes	10,000				
Total BTEX	N/A				
MTBE	40				
Naphthalene	25				
Benzo (a) anthracene	10				
Benzo (b) flouranthene	10				
Benzo (k) flouranthene	10				
Chrysene	10				
Dibenz (a, h) anthracene	10				
EDB	.05				
1,2-DCA	5				
Lead	Site specific				

XV. ANALYTICAL RESULTS

You must submit the laboratory report and chain-of-custody form for the samples. These samples must be analyzed by a South Carolina certified laboratory.

(Attach Certified Analytical Results and Chain-of-Custody Here)
(Please see Form #4)

TestAmerica

THE LEADER IN ENVIRONMENTAL TESTING

ANALYTICAL REPORT

TestAmerica Laboratories, Inc.

TestAmerica Nashville

2960 Foster Creighton Drive

Nashville, TN 37204

Tel: (615)726-0177

TestAmerica Job ID: 490-10215-1

Client Project/Site: Laurel Bay Housing Project

For:

Environmental Enterprise Group

10179 Highway 78

Ladson, South Carolina 29456

Attn: Mr. Tom McElwee



Authorized for release by:

11/12/2012 3:53:19 PM

Ken Hayes

Project Manager I

ken.hayes@testamericainc.com

LINKS

Review your project
results through

TotalAccess

Have a Question?



Ask
The
Expert

Visit us at:

www.testamericainc.com

The test results in this report meet all 2003 NELAC and 2009 TNI requirements for accredited parameters, exceptions are noted in this report. This report may not be reproduced except in full, and with written approval from the laboratory. For questions please contact the Project Manager at the e-mail address or telephone number listed on this page.

This report has been electronically signed and authorized by the signatory. Electronic signature is intended to be the legally binding equivalent of a traditionally handwritten signature.

Results relate only to the items tested and the sample(s) as received by the laboratory.

Table of Contents

Cover Page	1
Table of Contents	2
Sample Summary	3
Case Narrative	4
Definitions	5
Client Sample Results	6
QC Sample Results	12
QC Association	20
Chronicle	23
Method Summary	25
Certification Summary	26
Chain of Custody	27
Receipt Checklists	29

Sample Summary

Client: Environmental Enterprise Group
Project/Site: Laurel Bay Housing Project

TestAmerica Job ID: 490-10215-1

Lab Sample ID	Client Sample ID	Matrix	Collected	Received
490-10215-1	1179 Bobwhite	Solid	10/22/12 16:30	10/30/12 08:30
490-10215-2	1374 Dove	Solid	10/22/12 16:30	10/30/12 08:30
490-10215-3	1221 Cardinal	Solid	10/23/12 14:45	10/30/12 08:30
490-10215-4	1133 Iris	Solid	10/24/12 14:45	10/30/12 08:30
490-10215-5	1102 Iris-1	Solid	10/25/12 15:15	10/30/12 08:30
490-10215-6	1103 Iris	Solid	10/25/12 15:00	10/30/12 08:30

Case Narrative

Client: Environmental Enterprise Group
Project/Site: Laurel Bay Housing Project

TestAmerica Job ID: 490-10215-1

Job ID: 490-10215-1

Laboratory: TestAmerica Nashville

Narrative

Job Narrative
490-10215-1

Comments

No additional comments.

Receipt

The samples were received on 10/30/2012 8:30 AM; the samples arrived in good condition, properly preserved and, where required, on ice. The temperature of the cooler at receipt was 1.7° C.

GC/MS VOA

Method(s) 8260B: Surrogate recovery for the following sample(s) was outside control limits: 1102 Iris-1 (490-10215-5). Evidence of matrix interference is present; therefore, re-extraction and/or re-analysis was not performed.

No other analytical or quality issues were noted.

GC/MS Semi VOA

No analytical or quality issues were noted.

Organic Prep

No analytical or quality issues were noted.

VOA Prep

No analytical or quality issues were noted.

Definitions/Glossary

Client: Environmental Enterprise Group
Project/Site: Laurel Bay Housing Project

TestAmerica Job ID: 490-10215-1

Qualifiers

GC/MS VOA

Qualifier	Qualifier Description
J	Result is less than the RL but greater than or equal to the MDL and the concentration is an approximate value.
X	Surrogate is outside control limits

GC/MS Semi VOA

Qualifier	Qualifier Description
J	Result is less than the RL but greater than or equal to the MDL and the concentration is an approximate value.

Glossary

Abbreviation	These commonly used abbreviations may or may not be present in this report.
☼	Listed under the "D" column to designate that the result is reported on a dry weight basis
%R	Percent Recovery
CNF	Contains no Free Liquid
DL, RA, RE, IN	Indicates a Dilution, Reanalysis, Re-extraction, or additional Initial metals/anion analysis of the sample
EDL	Estimated Detection Limit
EPA	United States Environmental Protection Agency
MDL	Method Detection Limit
ML	Minimum Level (Dioxin)
ND	Not detected at the reporting limit (or MDL or EDL if shown)
PQL	Practical Quantitation Limit
QC	Quality Control
RL	Reporting Limit
RPD	Relative Percent Difference, a measure of the relative difference between two points
TEF	Toxicity Equivalent Factor (Dioxin)
TEQ	Toxicity Equivalent Quotient (Dioxin)
MDA	Minimum detectable activity
MDC	Minimum detectable concentration
RER	Relative error ratio
DER	Duplicate error ratio (normalized absolute difference)
DLC	Decision level concentration
RL	Reporting Limit or Requested Limit (Radiochemistry only)

Client Sample Results

Client: Environmental Enterprise Group
Project/Site: Laurel Bay Housing Project

TestAmerica Job ID: 490-10215-1

Client Sample ID: 1179 Bobwhite

Lab Sample ID: 490-10215-1

Date Collected: 10/22/12 16:30

Matrix: Solid

Date Received: 10/30/12 08:30

Percent Solids: 87.8

Method: 8260B - Volatile Organic Compounds (GC/MS)

Analyte	Result	Qualifier	RL	MDL	Unit	D	Prepared	Analyzed	Dil Fac
Benzene	ND		0.00223	0.000746	mg/Kg	☼	10/30/12 15:55	11/02/12 15:07	1
Ethylbenzene	ND		0.00223	0.000746	mg/Kg	☼	10/30/12 15:55	11/02/12 15:07	1
Naphthalene	0.00265	J	0.00557	0.00189	mg/Kg	☼	10/30/12 15:55	11/02/12 15:07	1
Toluene	ND		0.00223	0.000824	mg/Kg	☼	10/30/12 15:55	11/02/12 15:07	1
Xylenes, Total	ND		0.00557	0.000746	mg/Kg	☼	10/30/12 15:55	11/02/12 15:07	1

Surrogate	%Recovery	Qualifier	Limits	Prepared	Analyzed	Dil Fac
1,2-Dichloroethane-d4 (Surr)	93		70 - 130	10/30/12 15:55	11/02/12 15:07	1
4-Bromofluorobenzene (Surr)	101		70 - 130	10/30/12 15:55	11/02/12 15:07	1
Dibromofluoromethane (Surr)	98		70 - 130	10/30/12 15:55	11/02/12 15:07	1
Toluene-d8 (Surr)	95		70 - 130	10/30/12 15:55	11/02/12 15:07	1

Method: 8270D - Semivolatile Organic Compounds (GC/MS)

Analyte	Result	Qualifier	RL	MDL	Unit	D	Prepared	Analyzed	Dil Fac
Acenaphthene	ND		0.0658	0.00983	mg/Kg	☼	11/05/12 10:11	11/05/12 20:25	1
Acenaphthylene	ND		0.0658	0.00884	mg/Kg	☼	11/05/12 10:11	11/05/12 20:25	1
Anthracene	ND		0.0658	0.00884	mg/Kg	☼	11/05/12 10:11	11/05/12 20:25	1
Benzo[a]anthracene	ND		0.0658	0.0147	mg/Kg	☼	11/05/12 10:11	11/05/12 20:25	1
Benzo[a]pyrene	ND		0.0658	0.0118	mg/Kg	☼	11/05/12 10:11	11/05/12 20:25	1
Benzo[b]fluoranthene	ND		0.0658	0.0118	mg/Kg	☼	11/05/12 10:11	11/05/12 20:25	1
Benzo[g,h,i]perylene	ND		0.0658	0.00884	mg/Kg	☼	11/05/12 10:11	11/05/12 20:25	1
Benzo[k]fluoranthene	ND		0.0658	0.0138	mg/Kg	☼	11/05/12 10:11	11/05/12 20:25	1
1-Methylnaphthalene	ND		0.0658	0.0138	mg/Kg	☼	11/05/12 10:11	11/05/12 20:25	1
Pyrene	0.0403	J	0.0658	0.0118	mg/Kg	☼	11/05/12 10:11	11/05/12 20:25	1
Phenanthrene	ND		0.0658	0.00884	mg/Kg	☼	11/05/12 10:11	11/05/12 20:25	1
Chrysene	ND		0.0658	0.00884	mg/Kg	☼	11/05/12 10:11	11/05/12 20:25	1
Dibenz(a,h)anthracene	ND		0.0658	0.00688	mg/Kg	☼	11/05/12 10:11	11/05/12 20:25	1
Fluoranthene	0.0416	J	0.0658	0.00884	mg/Kg	☼	11/05/12 10:11	11/05/12 20:25	1
Fluorene	ND		0.0658	0.0118	mg/Kg	☼	11/05/12 10:11	11/05/12 20:25	1
Indeno[1,2,3-cd]pyrene	0.0525	J	0.0658	0.00983	mg/Kg	☼	11/05/12 10:11	11/05/12 20:25	1
Naphthalene	ND		0.0658	0.00884	mg/Kg	☼	11/05/12 10:11	11/05/12 20:25	1
2-Methylnaphthalene	ND		0.0658	0.0157	mg/Kg	☼	11/05/12 10:11	11/05/12 20:25	1

Surrogate	%Recovery	Qualifier	Limits	Prepared	Analyzed	Dil Fac
2-Fluorobiphenyl (Surr)	46		29 - 120	11/05/12 10:11	11/05/12 20:25	1
Terphenyl-d14 (Surr)	57		13 - 120	11/05/12 10:11	11/05/12 20:25	1
Nitrobenzene-d5 (Surr)	52		27 - 120	11/05/12 10:11	11/05/12 20:25	1

General Chemistry

Analyte	Result	Qualifier	RL	RL	Unit	D	Prepared	Analyzed	Dil Fac
Percent Solids	88		0.10	0.10	%			10/31/12 13:47	1

Client Sample Results

Client: Environmental Enterprise Group
Project/Site: Laurel Bay Housing Project

TestAmerica Job ID: 490-10215-1

Client Sample ID: 1374 Dove

Date Collected: 10/22/12 16:30

Date Received: 10/30/12 08:30

Lab Sample ID: 490-10215-2

Matrix: Solid

Percent Solids: 92.6

Method: 8260B - Volatile Organic Compounds (GC/MS)

Analyte	Result	Qualifier	RL	MDL	Unit	D	Prepared	Analyzed	Dil Fac
Benzene	ND		0.00217	0.000728	mg/Kg	☼	10/30/12 15:55	11/02/12 14:37	1
Ethylbenzene	ND		0.00217	0.000728	mg/Kg	☼	10/30/12 15:55	11/02/12 14:37	1
Naphthalene	0.00491	J	0.00543	0.00185	mg/Kg	☼	10/30/12 15:55	11/02/12 14:37	1
Toluene	ND		0.00217	0.000804	mg/Kg	☼	10/30/12 15:55	11/02/12 14:37	1
Xylenes, Total	ND		0.00543	0.000728	mg/Kg	☼	10/30/12 15:55	11/02/12 14:37	1

Surrogate	%Recovery	Qualifier	Limits	Prepared	Analyzed	Dil Fac
1,2-Dichloroethane-d4 (Surr)	94		70 - 130	10/30/12 15:55	11/02/12 14:37	1
4-Bromofluorobenzene (Surr)	109		70 - 130	10/30/12 15:55	11/02/12 14:37	1
Dibromofluoromethane (Surr)	98		70 - 130	10/30/12 15:55	11/02/12 14:37	1
Toluene-d8 (Surr)	97		70 - 130	10/30/12 15:55	11/02/12 14:37	1

Method: 8270D - Semivolatile Organic Compounds (GC/MS)

Analyte	Result	Qualifier	RL	MDL	Unit	D	Prepared	Analyzed	Dil Fac
Acenaphthene	ND		0.0653	0.00974	mg/Kg	☼	11/05/12 10:11	11/05/12 20:46	1
Acenaphthylene	ND		0.0653	0.00877	mg/Kg	☼	11/05/12 10:11	11/05/12 20:46	1
Anthracene	ND		0.0653	0.00877	mg/Kg	☼	11/05/12 10:11	11/05/12 20:46	1
Benzo[a]anthracene	ND		0.0653	0.0146	mg/Kg	☼	11/05/12 10:11	11/05/12 20:46	1
Benzo[a]pyrene	ND		0.0653	0.0117	mg/Kg	☼	11/05/12 10:11	11/05/12 20:46	1
Benzo[b]fluoranthene	ND		0.0653	0.0117	mg/Kg	☼	11/05/12 10:11	11/05/12 20:46	1
Benzo[g,h,i]perylene	ND		0.0653	0.00877	mg/Kg	☼	11/05/12 10:11	11/05/12 20:46	1
Benzo[k]fluoranthene	ND		0.0653	0.0136	mg/Kg	☼	11/05/12 10:11	11/05/12 20:46	1
1-Methylnaphthalene	ND		0.0653	0.0136	mg/Kg	☼	11/05/12 10:11	11/05/12 20:46	1
Pyrene	ND		0.0653	0.0117	mg/Kg	☼	11/05/12 10:11	11/05/12 20:46	1
Phenanthrene	ND		0.0653	0.00877	mg/Kg	☼	11/05/12 10:11	11/05/12 20:46	1
Chrysene	ND		0.0653	0.00877	mg/Kg	☼	11/05/12 10:11	11/05/12 20:46	1
Dibenz(a,h)anthracene	ND		0.0653	0.00682	mg/Kg	☼	11/05/12 10:11	11/05/12 20:46	1
Fluoranthene	ND		0.0653	0.00877	mg/Kg	☼	11/05/12 10:11	11/05/12 20:46	1
Fluorene	ND		0.0653	0.0117	mg/Kg	☼	11/05/12 10:11	11/05/12 20:46	1
Indeno[1,2,3-cd]pyrene	ND		0.0653	0.00974	mg/Kg	☼	11/05/12 10:11	11/05/12 20:46	1
Naphthalene	ND		0.0653	0.00877	mg/Kg	☼	11/05/12 10:11	11/05/12 20:46	1
2-Methylnaphthalene	ND		0.0653	0.0156	mg/Kg	☼	11/05/12 10:11	11/05/12 20:46	1

Surrogate	%Recovery	Qualifier	Limits	Prepared	Analyzed	Dil Fac
2-Fluorobiphenyl (Surr)	50		29 - 120	11/05/12 10:11	11/05/12 20:46	1
Terphenyl-d14 (Surr)	66		13 - 120	11/05/12 10:11	11/05/12 20:46	1
Nitrobenzene-d5 (Surr)	54		27 - 120	11/05/12 10:11	11/05/12 20:46	1

General Chemistry

Analyte	Result	Qualifier	RL	RL	Unit	D	Prepared	Analyzed	Dil Fac
Percent Solids	93		0.10	0.10	%			10/31/12 13:47	1

Client Sample Results

Client: Environmental Enterprise Group
Project/Site: Laurel Bay Housing Project

TestAmerica Job ID: 490-10215-1

Client Sample ID: 1221 Cardinal

Lab Sample ID: 490-10215-3

Date Collected: 10/23/12 14:45

Matrix: Solid

Date Received: 10/30/12 08:30

Percent Solids: 87.8

Method: 8260B - Volatile Organic Compounds (GC/MS)

Analyte	Result	Qualifier	RL	MDL	Unit	D	Prepared	Analyzed	Dil Fac
Benzene	ND		0.00228	0.000764	mg/Kg	☼	10/30/12 15:55	11/05/12 13:31	1
Ethylbenzene	ND		0.00228	0.000764	mg/Kg	☼	10/30/12 15:55	11/05/12 13:31	1
Naphthalene	0.00335	J	0.00570	0.00194	mg/Kg	☼	10/30/12 15:55	11/05/12 13:31	1
Toluene	0.000879	J	0.00228	0.000843	mg/Kg	☼	10/30/12 15:55	11/05/12 13:31	1
Xylenes, Total	ND		0.00570	0.000764	mg/Kg	☼	10/30/12 15:55	11/05/12 13:31	1

Surrogate	%Recovery	Qualifier	Limits	Prepared	Analyzed	Dil Fac
1,2-Dichloroethane-d4 (Surr)	94		70 - 130	10/30/12 15:55	11/05/12 13:31	1
4-Bromofluorobenzene (Surr)	117		70 - 130	10/30/12 15:55	11/05/12 13:31	1
Dibromofluoromethane (Surr)	100		70 - 130	10/30/12 15:55	11/05/12 13:31	1
Toluene-d8 (Surr)	94		70 - 130	10/30/12 15:55	11/05/12 13:31	1

Method: 8270D - Semivolatile Organic Compounds (GC/MS)

Analyte	Result	Qualifier	RL	MDL	Unit	D	Prepared	Analyzed	Dil Fac
Acenaphthene	ND		0.0653	0.00974	mg/Kg	☼	11/05/12 10:11	11/05/12 21:07	1
Acenaphthylene	ND		0.0653	0.00877	mg/Kg	☼	11/05/12 10:11	11/05/12 21:07	1
Anthracene	ND		0.0653	0.00877	mg/Kg	☼	11/05/12 10:11	11/05/12 21:07	1
Benzo[a]anthracene	ND		0.0653	0.0146	mg/Kg	☼	11/05/12 10:11	11/05/12 21:07	1
Benzo[a]pyrene	ND		0.0653	0.0117	mg/Kg	☼	11/05/12 10:11	11/05/12 21:07	1
Benzo[b]fluoranthene	ND		0.0653	0.0117	mg/Kg	☼	11/05/12 10:11	11/05/12 21:07	1
Benzo[g,h,i]perylene	ND		0.0653	0.00877	mg/Kg	☼	11/05/12 10:11	11/05/12 21:07	1
Benzo[k]fluoranthene	ND		0.0653	0.0136	mg/Kg	☼	11/05/12 10:11	11/05/12 21:07	1
1-Methylnaphthalene	ND		0.0653	0.0136	mg/Kg	☼	11/05/12 10:11	11/05/12 21:07	1
Pyrene	ND		0.0653	0.0117	mg/Kg	☼	11/05/12 10:11	11/05/12 21:07	1
Phenanthrene	ND		0.0653	0.00877	mg/Kg	☼	11/05/12 10:11	11/05/12 21:07	1
Chrysene	ND		0.0653	0.00877	mg/Kg	☼	11/05/12 10:11	11/05/12 21:07	1
Dibenz(a,h)anthracene	ND		0.0653	0.00682	mg/Kg	☼	11/05/12 10:11	11/05/12 21:07	1
Fluoranthene	ND		0.0653	0.00877	mg/Kg	☼	11/05/12 10:11	11/05/12 21:07	1
Fluorene	ND		0.0653	0.0117	mg/Kg	☼	11/05/12 10:11	11/05/12 21:07	1
Indeno[1,2,3-cd]pyrene	ND		0.0653	0.00974	mg/Kg	☼	11/05/12 10:11	11/05/12 21:07	1
Naphthalene	ND		0.0653	0.00877	mg/Kg	☼	11/05/12 10:11	11/05/12 21:07	1
2-Methylnaphthalene	ND		0.0653	0.0156	mg/Kg	☼	11/05/12 10:11	11/05/12 21:07	1

Surrogate	%Recovery	Qualifier	Limits	Prepared	Analyzed	Dil Fac
2-Fluorobiphenyl (Surr)	46		29 - 120	11/05/12 10:11	11/05/12 21:07	1
Terphenyl-d14 (Surr)	53		13 - 120	11/05/12 10:11	11/05/12 21:07	1
Nitrobenzene-d5 (Surr)	45		27 - 120	11/05/12 10:11	11/05/12 21:07	1

General Chemistry

Analyte	Result	Qualifier	RL	RL	Unit	D	Prepared	Analyzed	Dil Fac
Percent Solids	88		0.10	0.10	%			10/31/12 13:47	1

Client Sample Results

Client: Environmental Enterprise Group
Project/Site: Laurel Bay Housing Project

TestAmerica Job ID: 490-10215-1

Client Sample ID: 1133 Iris

Lab Sample ID: 490-10215-4

Date Collected: 10/24/12 14:45

Matrix: Solid

Date Received: 10/30/12 08:30

Percent Solids: 79.3

Method: 8260B - Volatile Organic Compounds (GC/MS)

Analyte	Result	Qualifier	RL	MDL	Unit	D	Prepared	Analyzed	Dil Fac
Benzene	ND		0.00200	0.000671	mg/Kg	✱	10/30/12 15:55	11/02/12 13:35	1
Ethylbenzene	0.901		0.127	0.0431	mg/Kg	✱	10/30/12 15:54	11/05/12 15:34	1
Naphthalene	4.80		0.317	0.108	mg/Kg	✱	10/30/12 15:54	11/05/12 15:34	1
Toluene	ND		0.00200	0.000741	mg/Kg	✱	10/30/12 15:55	11/02/12 13:35	1
Xylenes, Total	3.32		0.317	0.0431	mg/Kg	✱	10/30/12 15:54	11/05/12 15:34	1

Surrogate	%Recovery	Qualifier	Limits	Prepared	Analyzed	Dil Fac
1,2-Dichloroethane-d4 (Surr)	93		70 - 130	10/30/12 15:55	11/02/12 13:35	1
1,2-Dichloroethane-d4 (Surr)	85		70 - 130	10/30/12 15:54	11/05/12 15:34	1
4-Bromofluorobenzene (Surr)	98		70 - 130	10/30/12 15:55	11/02/12 13:35	1
4-Bromofluorobenzene (Surr)	84		70 - 130	10/30/12 15:54	11/05/12 15:34	1
Dibromofluoromethane (Surr)	94		70 - 130	10/30/12 15:55	11/02/12 13:35	1
Dibromofluoromethane (Surr)	94		70 - 130	10/30/12 15:54	11/05/12 15:34	1
Toluene-d8 (Surr)	110		70 - 130	10/30/12 15:55	11/02/12 13:35	1
Toluene-d8 (Surr)	95		70 - 130	10/30/12 15:54	11/05/12 15:34	1

Method: 8270D - Semivolatile Organic Compounds (GC/MS)

Analyte	Result	Qualifier	RL	MDL	Unit	D	Prepared	Analyzed	Dil Fac
Acenaphthene	1.47		0.0669	0.00999	mg/Kg	✱	11/05/12 10:11	11/05/12 21:28	1
Acenaphthylene	0.385		0.0669	0.00899	mg/Kg	✱	11/05/12 10:11	11/05/12 21:28	1
Anthracene	0.781		0.0669	0.00899	mg/Kg	✱	11/05/12 10:11	11/05/12 21:28	1
Benzo[a]anthracene	ND		0.0669	0.0150	mg/Kg	✱	11/05/12 10:11	11/05/12 21:28	1
Benzo[a]pyrene	ND		0.0669	0.0120	mg/Kg	✱	11/05/12 10:11	11/05/12 21:28	1
Benzo[b]fluoranthene	ND		0.0669	0.0120	mg/Kg	✱	11/05/12 10:11	11/05/12 21:28	1
Benzo[g,h,i]perylene	ND		0.0669	0.00899	mg/Kg	✱	11/05/12 10:11	11/05/12 21:28	1
Benzo[k]fluoranthene	ND		0.0669	0.0140	mg/Kg	✱	11/05/12 10:11	11/05/12 21:28	1
1-Methylnaphthalene	19.1		1.34	0.280	mg/Kg	✱	11/05/12 10:11	11/07/12 13:27	20
Pyrene	0.402		0.0669	0.0120	mg/Kg	✱	11/05/12 10:11	11/05/12 21:28	1
Phenanthrene	5.57		0.335	0.0450	mg/Kg	✱	11/05/12 10:11	11/06/12 12:58	5
Chrysene	ND		0.0669	0.00899	mg/Kg	✱	11/05/12 10:11	11/05/12 21:28	1
Dibenz(a,h)anthracene	ND		0.0669	0.00699	mg/Kg	✱	11/05/12 10:11	11/05/12 21:28	1
Fluoranthene	0.142		0.0669	0.00899	mg/Kg	✱	11/05/12 10:11	11/05/12 21:28	1
Fluorene	2.29		0.0669	0.0120	mg/Kg	✱	11/05/12 10:11	11/05/12 21:28	1
Indeno[1,2,3-cd]pyrene	ND		0.0669	0.00999	mg/Kg	✱	11/05/12 10:11	11/05/12 21:28	1
Naphthalene	6.49		0.335	0.0450	mg/Kg	✱	11/05/12 10:11	11/06/12 12:58	5
2-Methylnaphthalene	28.4		1.34	0.320	mg/Kg	✱	11/05/12 10:11	11/07/12 13:27	20

Surrogate	%Recovery	Qualifier	Limits	Prepared	Analyzed	Dil Fac
2-Fluorobiphenyl (Surr)	41		29 - 120	11/05/12 10:11	11/05/12 21:28	1
2-Fluorobiphenyl (Surr)	56		29 - 120	11/05/12 10:11	11/07/12 13:27	20
Terphenyl-d14 (Surr)	49		13 - 120	11/05/12 10:11	11/05/12 21:28	1
Terphenyl-d14 (Surr)	48		13 - 120	11/05/12 10:11	11/07/12 13:27	20
Nitrobenzene-d5 (Surr)	58		27 - 120	11/05/12 10:11	11/05/12 21:28	1
Nitrobenzene-d5 (Surr)	99		27 - 120	11/05/12 10:11	11/07/12 13:27	20

General Chemistry

Analyte	Result	Qualifier	RL	RL	Unit	D	Prepared	Analyzed	Dil Fac
Percent Solids	79		0.10	0.10	%			10/31/12 13:47	1

Client Sample Results

Client: Environmental Enterprise Group
Project/Site: Laurel Bay Housing Project

TestAmerica Job ID: 490-10215-1

Client Sample ID: 1102 Iris-1

Lab Sample ID: 490-10215-5

Date Collected: 10/25/12 15:15

Matrix: Solid

Date Received: 10/30/12 08:30

Percent Solids: 77.6

Method: 8260B - Volatile Organic Compounds (GC/MS)

Analyte	Result	Qualifier	RL	MDL	Unit	D	Prepared	Analyzed	Dil Fac
Benzene	ND		0.00235	0.000787	mg/Kg	☼	10/30/12 15:55	11/02/12 13:04	1
Ethylbenzene	0.567		0.139	0.0474	mg/Kg	☼	10/30/12 15:54	11/05/12 12:54	1
Naphthalene	13.4		0.348	0.118	mg/Kg	☼	10/30/12 15:54	11/05/12 12:54	1
Toluene	0.00296		0.00235	0.000869	mg/Kg	☼	10/30/12 15:55	11/02/12 13:04	1
Xylenes, Total	0.0534		0.00587	0.000787	mg/Kg	☼	10/30/12 15:55	11/02/12 13:04	1

Surrogate	%Recovery	Qualifier	Limits	Prepared	Analyzed	Dil Fac
1,2-Dichloroethane-d4 (Surr)	108		70 - 130	10/30/12 15:55	11/02/12 13:04	1
1,2-Dichloroethane-d4 (Surr)	95		70 - 130	10/30/12 15:54	11/05/12 12:54	1
4-Bromofluorobenzene (Surr)	552	X	70 - 130	10/30/12 15:55	11/02/12 13:04	1
4-Bromofluorobenzene (Surr)	79		70 - 130	10/30/12 15:54	11/05/12 12:54	1
Dibromofluoromethane (Surr)	115		70 - 130	10/30/12 15:55	11/02/12 13:04	1
Dibromofluoromethane (Surr)	100		70 - 130	10/30/12 15:54	11/05/12 12:54	1
Toluene-d8 (Surr)	202	X	70 - 130	10/30/12 15:55	11/02/12 13:04	1
Toluene-d8 (Surr)	101		70 - 130	10/30/12 15:54	11/05/12 12:54	1

Method: 8270D - Semivolatile Organic Compounds (GC/MS)

Analyte	Result	Qualifier	RL	MDL	Unit	D	Prepared	Analyzed	Dil Fac
Acenaphthene	0.813		0.0664	0.00992	mg/Kg	☼	11/05/12 10:11	11/05/12 21:49	1
Acenaphthylene	0.225		0.0664	0.00893	mg/Kg	☼	11/05/12 10:11	11/05/12 21:49	1
Anthracene	0.584		0.0664	0.00893	mg/Kg	☼	11/05/12 10:11	11/05/12 21:49	1
Benzo[a]anthracene	0.372		0.0664	0.0149	mg/Kg	☼	11/05/12 10:11	11/05/12 21:49	1
Benzo[a]pyrene	0.0510	J	0.0664	0.0119	mg/Kg	☼	11/05/12 10:11	11/05/12 21:49	1
Benzo[b]fluoranthene	0.0772		0.0664	0.0119	mg/Kg	☼	11/05/12 10:11	11/05/12 21:49	1
Benzo[g,h,i]perylene	0.0527	J	0.0664	0.00893	mg/Kg	☼	11/05/12 10:11	11/05/12 21:49	1
Benzo[k]fluoranthene	0.0459	J	0.0664	0.0139	mg/Kg	☼	11/05/12 10:11	11/05/12 21:49	1
1-Methylnaphthalene	14.5		0.332	0.0694	mg/Kg	☼	11/05/12 10:11	11/06/12 13:19	5
Pyrene	5.05		0.332	0.0595	mg/Kg	☼	11/05/12 10:11	11/06/12 13:19	5
Phenanthrene	7.61		0.332	0.0446	mg/Kg	☼	11/05/12 10:11	11/06/12 13:19	5
Chrysene	0.227		0.0664	0.00893	mg/Kg	☼	11/05/12 10:11	11/05/12 21:49	1
Dibenz(a,h)anthracene	ND		0.0664	0.00694	mg/Kg	☼	11/05/12 10:11	11/05/12 21:49	1
Fluoranthene	7.51		0.332	0.0446	mg/Kg	☼	11/05/12 10:11	11/06/12 13:19	5
Fluorene	1.13		0.0664	0.0119	mg/Kg	☼	11/05/12 10:11	11/05/12 21:49	1
Indeno[1,2,3-cd]pyrene	0.0590	J	0.0664	0.00992	mg/Kg	☼	11/05/12 10:11	11/05/12 21:49	1
Naphthalene	5.67		0.332	0.0446	mg/Kg	☼	11/05/12 10:11	11/06/12 13:19	5
2-Methylnaphthalene	21.9		1.33	0.317	mg/Kg	☼	11/05/12 10:11	11/07/12 13:48	20

Surrogate	%Recovery	Qualifier	Limits	Prepared	Analyzed	Dil Fac
2-Fluorobiphenyl (Surr)	36		29 - 120	11/05/12 10:11	11/05/12 21:49	1
2-Fluorobiphenyl (Surr)	48		29 - 120	11/05/12 10:11	11/07/12 13:48	20
Terphenyl-d14 (Surr)	37		13 - 120	11/05/12 10:11	11/05/12 21:49	1
Terphenyl-d14 (Surr)	44		13 - 120	11/05/12 10:11	11/07/12 13:48	20
Nitrobenzene-d5 (Surr)	78		27 - 120	11/05/12 10:11	11/05/12 21:49	1
Nitrobenzene-d5 (Surr)	93		27 - 120	11/05/12 10:11	11/07/12 13:48	20

General Chemistry

Analyte	Result	Qualifier	RL	RL	Unit	D	Prepared	Analyzed	Dil Fac
Percent Solids	78		0.10	0.10	%			10/31/12 13:47	1

Client Sample Results

Client: Environmental Enterprise Group
Project/Site: Laurel Bay Housing Project

TestAmerica Job ID: 490-10215-1

Client Sample ID: 1103 Iris

Date Collected: 10/25/12 15:00

Date Received: 10/30/12 08:30

Lab Sample ID: 490-10215-6

Matrix: Solid

Percent Solids: 86.6

Method: 8260B - Volatile Organic Compounds (GC/MS)

Analyte	Result	Qualifier	RL	MDL	Unit	D	Prepared	Analyzed	Dil Fac
Benzene	ND		0.00198	0.000665	mg/Kg	☼	10/30/12 15:55	11/02/12 12:32	1
Ethylbenzene	ND		0.00198	0.000665	mg/Kg	☼	10/30/12 15:55	11/02/12 12:32	1
Naphthalene	ND		0.00496	0.00169	mg/Kg	☼	10/30/12 15:55	11/02/12 12:32	1
Toluene	ND		0.00198	0.000734	mg/Kg	☼	10/30/12 15:55	11/02/12 12:32	1
Xylenes, Total	ND		0.00496	0.000665	mg/Kg	☼	10/30/12 15:55	11/02/12 12:32	1

Surrogate	%Recovery	Qualifier	Limits	Prepared	Analyzed	Dil Fac
1,2-Dichloroethane-d4 (Surr)	106		70 - 130	10/30/12 15:55	11/02/12 12:32	1
4-Bromofluorobenzene (Surr)	103		70 - 130	10/30/12 15:55	11/02/12 12:32	1
Dibromofluoromethane (Surr)	110		70 - 130	10/30/12 15:55	11/02/12 12:32	1
Toluene-d8 (Surr)	95		70 - 130	10/30/12 15:55	11/02/12 12:32	1

Method: 8270D - Semivolatile Organic Compounds (GC/MS)

Analyte	Result	Qualifier	RL	MDL	Unit	D	Prepared	Analyzed	Dil Fac
Acenaphthene	ND		0.0666	0.00993	mg/Kg	☼	11/08/12 11:46	11/10/12 18:54	1
Acenaphthylene	ND		0.0666	0.00894	mg/Kg	☼	11/08/12 11:46	11/10/12 18:54	1
Anthracene	ND		0.0666	0.00894	mg/Kg	☼	11/08/12 11:46	11/10/12 18:54	1
Benzo[a]anthracene	0.0358	J	0.0666	0.0149	mg/Kg	☼	11/08/12 11:46	11/10/12 18:54	1
Benzo[a]pyrene	ND		0.0666	0.0119	mg/Kg	☼	11/08/12 11:46	11/10/12 18:54	1
Benzo[b]fluoranthene	0.0390	J	0.0666	0.0119	mg/Kg	☼	11/08/12 11:46	11/10/12 18:54	1
Benzo[g,h,i]perylene	ND		0.0666	0.00894	mg/Kg	☼	11/08/12 11:46	11/10/12 18:54	1
Benzo[k]fluoranthene	0.0358	J	0.0666	0.0139	mg/Kg	☼	11/08/12 11:46	11/10/12 18:54	1
1-Methylnaphthalene	ND		0.0666	0.0139	mg/Kg	☼	11/08/12 11:46	11/10/12 18:54	1
Pyrene	0.0422	J	0.0666	0.0119	mg/Kg	☼	11/08/12 11:46	11/10/12 18:54	1
Phenanthrene	ND		0.0666	0.00894	mg/Kg	☼	11/08/12 11:46	11/10/12 18:54	1
Chrysene	0.0375	J	0.0666	0.00894	mg/Kg	☼	11/08/12 11:46	11/10/12 18:54	1
Dibenz(a,h)anthracene	ND		0.0666	0.00695	mg/Kg	☼	11/08/12 11:46	11/10/12 18:54	1
Fluoranthene	0.0415	J	0.0666	0.00894	mg/Kg	☼	11/08/12 11:46	11/10/12 18:54	1
Fluorene	ND		0.0666	0.0119	mg/Kg	☼	11/08/12 11:46	11/10/12 18:54	1
Indeno[1,2,3-cd]pyrene	ND		0.0666	0.00993	mg/Kg	☼	11/08/12 11:46	11/10/12 18:54	1
Naphthalene	ND		0.0666	0.00894	mg/Kg	☼	11/08/12 11:46	11/10/12 18:54	1
2-Methylnaphthalene	ND		0.0666	0.0159	mg/Kg	☼	11/08/12 11:46	11/10/12 18:54	1

Surrogate	%Recovery	Qualifier	Limits	Prepared	Analyzed	Dil Fac
2-Fluorobiphenyl (Surr)	62		29 - 120	11/08/12 11:46	11/10/12 18:54	1
Terphenyl-d14 (Surr)	71		13 - 120	11/08/12 11:46	11/10/12 18:54	1
Nitrobenzene-d5 (Surr)	68		27 - 120	11/08/12 11:46	11/10/12 18:54	1

General Chemistry

Analyte	Result	Qualifier	RL	RL	Unit	D	Prepared	Analyzed	Dil Fac
Percent Solids	87		0.10	0.10	%			10/31/12 13:47	1

QC Sample Results

Client: Environmental Enterprise Group
Project/Site: Laurel Bay Housing Project

TestAmerica Job ID: 490-10215-1

Method: 8260B - Volatile Organic Compounds (GC/MS)

Lab Sample ID: MB 490-32902/6

Matrix: Solid

Analysis Batch: 32902

Client Sample ID: Method Blank

Prep Type: Total/NA

Analyte	MB MB		RL	MDL	Unit	D	Prepared	Analyzed	Dil Fac
	Result	Qualifier							
Benzene	ND		0.00200	0.000670	mg/Kg			11/02/12 11:31	1
Ethylbenzene	ND		0.00200	0.000670	mg/Kg			11/02/12 11:31	1
Naphthalene	ND		0.00500	0.00170	mg/Kg			11/02/12 11:31	1
Toluene	ND		0.00200	0.000740	mg/Kg			11/02/12 11:31	1
Xylenes, Total	ND		0.00500	0.000670	mg/Kg			11/02/12 11:31	1

Surrogate	MB MB		Limits	Prepared	Analyzed	Dil Fac
	%Recovery	Qualifier				
1,2-Dichloroethane-d4 (Surr)	99		70 - 130		11/02/12 11:31	1
4-Bromofluorobenzene (Surr)	99		70 - 130		11/02/12 11:31	1
Dibromofluoromethane (Surr)	107		70 - 130		11/02/12 11:31	1
Toluene-d8 (Surr)	97		70 - 130		11/02/12 11:31	1

Lab Sample ID: LCS 490-32902/3

Matrix: Solid

Analysis Batch: 32902

Client Sample ID: Lab Control Sample

Prep Type: Total/NA

Analyte	Spike Added	LCS LCS		Unit	D	%Rec	%Rec. Limits
		Result	Qualifier				
Benzene	0.0500	0.04557		mg/Kg			
Ethylbenzene	0.0500	0.04493		mg/Kg			
Naphthalene	0.0500	0.03698		mg/Kg			
Toluene	0.0500	0.04299		mg/Kg			
Xylenes, Total	0.150	0.1393		mg/Kg			

Surrogate	LCS LCS		Limits
	%Recovery	Qualifier	
1,2-Dichloroethane-d4 (Surr)			
4-Bromofluorobenzene (Surr)			
Dibromofluoromethane (Surr)			
Toluene-d8 (Surr)			

Lab Sample ID: 490-10429-A-10-D MS

Matrix: Solid

Analysis Batch: 32902

Client Sample ID: Matrix Spike

Prep Type: Total/NA

Prep Batch: 32932

Analyte	Sample Sample		Spike Added	MS MS		Unit	D	%Rec	%Rec. Limits
	Result	Qualifier		Result	Qualifier				
Benzene	ND		0.0426	0.03969		mg/Kg		93	31 - 143
Ethylbenzene	ND		0.0426	0.03496		mg/Kg		82	23 - 161
Naphthalene	ND		0.0426	0.005284		mg/Kg		12	10 - 176
Toluene	ND		0.0426	0.03622		mg/Kg		85	30 - 155
Xylenes, Total	ND		0.128	0.1041		mg/Kg		81	25 - 162

Surrogate	MS MS		Limits
	%Recovery	Qualifier	
1,2-Dichloroethane-d4 (Surr)	106		70 - 130
4-Bromofluorobenzene (Surr)	100		70 - 130
Dibromofluoromethane (Surr)	111		70 - 130
Toluene-d8 (Surr)	99		70 - 130

QC Sample Results

Client: Environmental Enterprise Group
Project/Site: Laurel Bay Housing Project

TestAmerica Job ID: 490-10215-1

Method: 8260B - Volatile Organic Compounds (GC/MS) (Continued)

Lab Sample ID: 490-10429-A-10-E MSD

Matrix: Solid

Analysis Batch: 32902

Client Sample ID: Matrix Spike Duplicate

Prep Type: Total/NA

Prep Batch: 32932

Analyte	Sample Result	Sample Qualifier	Spike Added	MSD Result	MSD Qualifier	Unit	D	%Rec	%Rec. Limits	RPD	Limit
Benzene	ND		0.0478	0.04221		mg/Kg		88	31 - 143	6	50
Ethylbenzene	ND		0.0478	0.03892		mg/Kg		81	23 - 161	11	50
Naphthalene	ND		0.0478	0.007524		mg/Kg		16	10 - 176	35	50
Toluene	ND		0.0478	0.03853		mg/Kg		81	30 - 155	6	50
Xylenes, Total	ND		0.143	0.1167		mg/Kg		81	25 - 162	11	50

Surrogate	MSD %Recovery	MSD Qualifier	Limits
1,2-Dichloroethane-d4 (Surr)	106		70 - 130
4-Bromofluorobenzene (Surr)	103		70 - 130
Dibromofluoromethane (Surr)	110		70 - 130
Toluene-d8 (Surr)	97		70 - 130

Lab Sample ID: 490-10480-A-12-D MS

Matrix: Solid

Analysis Batch: 33503

Client Sample ID: Matrix Spike

Prep Type: Total/NA

Prep Batch: 33200

Analyte	Sample Result	Sample Qualifier	Spike Added	MS Result	MS Qualifier	Unit	D	%Rec	%Rec. Limits
Benzene	0.000587	J	0.0473	0.04721		mg/Kg		100	31 - 143
Ethylbenzene	ND		0.0473	0.04706		mg/Kg		100	23 - 161
Naphthalene	0.00157	J	0.0473	0.03445		mg/Kg		61	10 - 176
Toluene	0.000663	J	0.0473	0.04539		mg/Kg		96	30 - 155
Xylenes, Total	ND		0.142	0.1400		mg/Kg		99	25 - 162

Surrogate	MS %Recovery	MS Qualifier	Limits
1,2-Dichloroethane-d4 (Surr)	93		70 - 130
4-Bromofluorobenzene (Surr)	103		70 - 130
Dibromofluoromethane (Surr)	101		70 - 130
Toluene-d8 (Surr)	96		70 - 130

Lab Sample ID: 490-10480-A-12-E MSD

Matrix: Solid

Analysis Batch: 33503

Client Sample ID: Matrix Spike Duplicate

Prep Type: Total/NA

Prep Batch: 33200

Analyte	Sample Result	Sample Qualifier	Spike Added	MSD Result	MSD Qualifier	Unit	D	%Rec	%Rec. Limits	RPD	Limit
Benzene	0.000587	J	0.0430	0.04100		mg/Kg		95	31 - 143	14	50
Ethylbenzene	ND		0.0430	0.03954		mg/Kg		92	23 - 161	17	50
Naphthalene	0.00157	J	0.0430	0.02604		mg/Kg		47	10 - 176	28	50
Toluene	0.000663	J	0.0430	0.03848		mg/Kg		90	30 - 155	16	50
Xylenes, Total	ND		0.129	0.1170		mg/Kg		91	25 - 162	18	50

Surrogate	MSD %Recovery	MSD Qualifier	Limits
1,2-Dichloroethane-d4 (Surr)	94		70 - 130
4-Bromofluorobenzene (Surr)	102		70 - 130
Dibromofluoromethane (Surr)	103		70 - 130
Toluene-d8 (Surr)	95		70 - 130

QC Sample Results

Client: Environmental Enterprise Group
Project/Site: Laurel Bay Housing Project

TestAmerica Job ID: 490-10215-1

Method: 8260B - Volatile Organic Compounds (GC/MS) (Continued)

Lab Sample ID: MB 490-33503/7

Matrix: Solid

Analysis Batch: 33503

Client Sample ID: Method Blank

Prep Type: Total/NA

Analyte	MB Result	MB Qualifier	RL	MDL	Unit	D	Prepared	Analyzed	Dil Fac
Benzene	ND		0.100	0.0340	mg/Kg			11/05/12 12:24	1
Ethylbenzene	ND		0.100	0.0340	mg/Kg			11/05/12 12:24	1
Naphthalene	ND		0.250	0.0850	mg/Kg			11/05/12 12:24	1
Toluene	ND		0.100	0.0370	mg/Kg			11/05/12 12:24	1
Xylenes, Total	ND		0.250	0.0340	mg/Kg			11/05/12 12:24	1

Surrogate	MB %Recovery	MB Qualifier	Limits	Prepared	Analyzed	Dil Fac
1,2-Dichloroethane-d4 (Surr)	99		70 - 130		11/05/12 12:24	1
4-Bromofluorobenzene (Surr)	101		70 - 130		11/05/12 12:24	1
Dibromofluoromethane (Surr)	109		70 - 130		11/05/12 12:24	1
Toluene-d8 (Surr)	95		70 - 130		11/05/12 12:24	1

Lab Sample ID: LCS 490-33503/3

Matrix: Solid

Analysis Batch: 33503

Client Sample ID: Lab Control Sample

Prep Type: Total/NA

Analyte	Spike Added	LCS Result	LCS Qualifier	Unit	D	%Rec	%Rec. Limits
Benzene	0.0500	0.04580		mg/Kg		92	75 - 127
Ethylbenzene	0.0500	0.04255		mg/Kg		85	80 - 134
Naphthalene	0.0500	0.03957		mg/Kg		79	69 - 150
Toluene	0.0500	0.04039		mg/Kg		81	80 - 132
Xylenes, Total	0.150	0.1323		mg/Kg		88	80 - 137

Surrogate	LCS %Recovery	LCS Qualifier	Limits
1,2-Dichloroethane-d4 (Surr)	106		70 - 130
4-Bromofluorobenzene (Surr)	92		70 - 130
Dibromofluoromethane (Surr)	110		70 - 130
Toluene-d8 (Surr)	91		70 - 130

Method: 8270D - Semivolatile Organic Compounds (GC/MS)

Lab Sample ID: MB 490-33536/1-A

Matrix: Solid

Analysis Batch: 33545

Client Sample ID: Method Blank

Prep Type: Total/NA

Prep Batch: 33536

Analyte	MB Result	MB Qualifier	RL	MDL	Unit	D	Prepared	Analyzed	Dil Fac
Acenaphthene	ND		0.0670	0.0100	mg/Kg		11/05/12 10:11	11/05/12 18:40	1
Acenaphthylene	ND		0.0670	0.00900	mg/Kg		11/05/12 10:11	11/05/12 18:40	1
Anthracene	ND		0.0670	0.00900	mg/Kg		11/05/12 10:11	11/05/12 18:40	1
Benzo[a]anthracene	ND		0.0670	0.0150	mg/Kg		11/05/12 10:11	11/05/12 18:40	1
Benzo[a]pyrene	ND		0.0670	0.0120	mg/Kg		11/05/12 10:11	11/05/12 18:40	1
Benzo[b]fluoranthene	ND		0.0670	0.0120	mg/Kg		11/05/12 10:11	11/05/12 18:40	1
Benzo[g,h,i]perylene	ND		0.0670	0.00900	mg/Kg		11/05/12 10:11	11/05/12 18:40	1
Benzo[k]fluoranthene	ND		0.0670	0.0140	mg/Kg		11/05/12 10:11	11/05/12 18:40	1
1-Methylnaphthalene	ND		0.0670	0.0140	mg/Kg		11/05/12 10:11	11/05/12 18:40	1
Pyrene	ND		0.0670	0.0120	mg/Kg		11/05/12 10:11	11/05/12 18:40	1
Phenanthrene	ND		0.0670	0.00900	mg/Kg		11/05/12 10:11	11/05/12 18:40	1
Chrysene	ND		0.0670	0.00900	mg/Kg		11/05/12 10:11	11/05/12 18:40	1
Dibenz(a,h)anthracene	ND		0.0670	0.00700	mg/Kg		11/05/12 10:11	11/05/12 18:40	1

QC Sample Results

Client: Environmental Enterprise Group
Project/Site: Laurel Bay Housing Project

TestAmerica Job ID: 490-10215-1

Method: 8270D - Semivolatile Organic Compounds (GC/MS) (Continued)

Lab Sample ID: MB 490-33536/1-A

Matrix: Solid

Analysis Batch: 33545

Client Sample ID: Method Blank

Prep Type: Total/NA

Prep Batch: 33536

Analyte	MB Result	MB Qualifier	RL	MDL	Unit	D	Prepared	Analyzed	Dil Fac
Fluoranthene	ND		0.0670	0.00900	mg/Kg		11/05/12 10:11	11/05/12 18:40	1
Fluorene	ND		0.0670	0.0120	mg/Kg		11/05/12 10:11	11/05/12 18:40	1
Indeno[1,2,3-cd]pyrene	ND		0.0670	0.0100	mg/Kg		11/05/12 10:11	11/05/12 18:40	1
Naphthalene	ND		0.0670	0.00900	mg/Kg		11/05/12 10:11	11/05/12 18:40	1
2-Methylnaphthalene	ND		0.0670	0.0160	mg/Kg		11/05/12 10:11	11/05/12 18:40	1

Surrogate	MB %Recovery	MB Qualifier	Limits	Prepared	Analyzed	Dil Fac
2-Fluorobiphenyl (Surr)	65		29 - 120	11/05/12 10:11	11/05/12 18:40	1
Terphenyl-d14 (Surr)	84		13 - 120	11/05/12 10:11	11/05/12 18:40	1
Nitrobenzene-d5 (Surr)	63		27 - 120	11/05/12 10:11	11/05/12 18:40	1

Lab Sample ID: LCS 490-33536/2-A

Matrix: Solid

Analysis Batch: 33545

Client Sample ID: Lab Control Sample

Prep Type: Total/NA

Prep Batch: 33536

Analyte	Spike Added	LCS Result	LCS Qualifier	Unit	D	%Rec	%Rec. Limits
Acenaphthylene	1.67	1.547		mg/Kg		93	38 - 120
Anthracene	1.67	1.449		mg/Kg		87	46 - 124
Benzo[a]anthracene	1.67	1.552		mg/Kg		93	45 - 120
Benzo[a]pyrene	1.67	1.766		mg/Kg		106	45 - 120
Benzo[b]fluoranthene	1.67	1.735		mg/Kg		104	42 - 120
Benzo[g,h,i]perylene	1.67	1.411		mg/Kg		85	38 - 120
Benzo[k]fluoranthene	1.67	1.587		mg/Kg		95	42 - 120
1-Methylnaphthalene	1.67	1.254		mg/Kg		75	32 - 120
Pyrene	1.67	1.423		mg/Kg		85	43 - 120
Phenanthrene	1.67	1.418		mg/Kg		85	45 - 120
Chrysene	1.67	1.334		mg/Kg		80	43 - 120
Dibenz(a,h)anthracene	1.67	1.447		mg/Kg		87	32 - 128
Fluoranthene	1.67	1.549		mg/Kg		93	46 - 120
Fluorene	1.67	1.519		mg/Kg		91	42 - 120
Indeno[1,2,3-cd]pyrene	1.67	1.441		mg/Kg		86	41 - 121
Naphthalene	1.67	1.368		mg/Kg		82	32 - 120
2-Methylnaphthalene	1.67	1.269		mg/Kg		76	28 - 120

Surrogate	LCS %Recovery	LCS Qualifier	Limits
2-Fluorobiphenyl (Surr)	68		29 - 120
Terphenyl-d14 (Surr)	79		13 - 120
Nitrobenzene-d5 (Surr)	58		27 - 120

Lab Sample ID: 490-10245-C-1-B MS

Matrix: Solid

Analysis Batch: 33545

Client Sample ID: Matrix Spike

Prep Type: Total/NA

Prep Batch: 33536

Analyte	Sample Result	Sample Qualifier	Spike Added	MS Result	MS Qualifier	Unit	D	%Rec	%Rec. Limits
Acenaphthylene	ND		1.41	0.9531		mg/Kg		67	25 - 120
Anthracene	ND		1.41	0.8931		mg/Kg		63	28 - 125
Benzo[a]anthracene	ND		1.41	0.9148		mg/Kg		65	23 - 120
Benzo[a]pyrene	ND		1.41	0.9961		mg/Kg		70	15 - 128
Benzo[b]fluoranthene	ND		1.41	0.9996		mg/Kg		71	12 - 133

QC Sample Results

Client: Environmental Enterprise Group
Project/Site: Laurel Bay Housing Project

TestAmerica Job ID: 490-10215-1

Method: 8270D - Semivolatile Organic Compounds (GC/MS) (Continued)

Lab Sample ID: 490-10245-C-1-B MS

Matrix: Solid

Analysis Batch: 33545

Client Sample ID: Matrix Spike

Prep Type: Total/NA

Prep Batch: 33536

Analyte	Sample Result	Sample Qualifier	Spike Added	MS Result	MS Qualifier	Unit	D	%Rec	%Rec. Limits
Benzo[g,h,i]perylene	ND		1.41	0.8520		mg/Kg		60	22 - 120
Benzo[k]fluoranthene	ND		1.41	0.9056		mg/Kg		64	28 - 120
1-Methylnaphthalene	ND		1.41	0.8046		mg/Kg		57	10 - 120
Pyrene	ND		1.41	0.8661		mg/Kg		61	20 - 123
Phenanthrene	ND		1.41	0.8637		mg/Kg		61	21 - 122
Chrysene	ND		1.41	0.8944		mg/Kg		63	20 - 120
Dibenz(a,h)anthracene	ND		1.41	0.9118		mg/Kg		64	12 - 128
Fluoranthene	ND		1.41	0.9505		mg/Kg		67	10 - 143
Fluorene	ND		1.41	0.9103		mg/Kg		64	20 - 120
Indeno[1,2,3-cd]pyrene	ND		1.41	0.8784		mg/Kg		62	22 - 121
Naphthalene	ND		1.41	0.8590		mg/Kg		61	10 - 120
2-Methylnaphthalene	ND		1.41	0.7989		mg/Kg		56	13 - 120

Surrogate	MS %Recovery	MS Qualifier	Limits
2-Fluorobiphenyl (Surr)	48		29 - 120
Terphenyl-d14 (Surr)	59		13 - 120
Nitrobenzene-d5 (Surr)	47		27 - 120

Lab Sample ID: 490-10245-C-1-C MSD

Matrix: Solid

Analysis Batch: 33545

Client Sample ID: Matrix Spike Duplicate

Prep Type: Total/NA

Prep Batch: 33536

Analyte	Sample Result	Sample Qualifier	Spike Added	MSD Result	MSD Qualifier	Unit	D	%Rec	%Rec. Limits	RPD	RPD Limit
Acenaphthylene	ND		1.40	1.064		mg/Kg		76	25 - 120	11	50
Anthracene	ND		1.40	1.026		mg/Kg		73	28 - 125	14	49
Benzo[a]anthracene	ND		1.40	1.043		mg/Kg		74	23 - 120	13	50
Benzo[a]pyrene	ND		1.40	1.155		mg/Kg		82	15 - 128	15	50
Benzo[b]fluoranthene	ND		1.40	1.143		mg/Kg		82	12 - 133	13	50
Benzo[g,h,i]perylene	ND		1.40	0.9598		mg/Kg		68	22 - 120	12	50
Benzo[k]fluoranthene	ND		1.40	1.020		mg/Kg		73	28 - 120	12	45
1-Methylnaphthalene	ND		1.40	0.8747		mg/Kg		62	10 - 120	8	50
Pyrene	ND		1.40	0.9800		mg/Kg		70	20 - 123	12	50
Phenanthrene	ND		1.40	1.008		mg/Kg		72	21 - 122	15	50
Chrysene	ND		1.40	0.9685		mg/Kg		69	20 - 120	8	49
Dibenz(a,h)anthracene	ND		1.40	1.011		mg/Kg		72	12 - 128	10	50
Fluoranthene	ND		1.40	1.087		mg/Kg		78	10 - 143	13	50
Fluorene	ND		1.40	1.014		mg/Kg		72	20 - 120	11	50
Indeno[1,2,3-cd]pyrene	ND		1.40	1.024		mg/Kg		73	22 - 121	15	50
Naphthalene	ND		1.40	0.9689		mg/Kg		69	10 - 120	12	50
2-Methylnaphthalene	ND		1.40	0.8810		mg/Kg		63	13 - 120	10	50

Surrogate	MSD %Recovery	MSD Qualifier	Limits
2-Fluorobiphenyl (Surr)	52		29 - 120
Terphenyl-d14 (Surr)	62		13 - 120
Nitrobenzene-d5 (Surr)	50		27 - 120

QC Sample Results

Client: Environmental Enterprise Group
Project/Site: Laurel Bay Housing Project

TestAmerica Job ID: 490-10215-1

Method: 8270D - Semivolatile Organic Compounds (GC/MS) (Continued)

Lab Sample ID: MB 490-34510/1-A

Matrix: Solid

Analysis Batch: 35149

Client Sample ID: Method Blank

Prep Type: Total/NA

Prep Batch: 34510

Analyte	MB Result	MB Qualifier	RL	MDL	Unit	D	Prepared	Analyzed	Dil Fac
Acenaphthene	ND		0.0670	0.0100	mg/Kg		11/08/12 11:46	11/10/12 17:43	1
Acenaphthylene	ND		0.0670	0.00900	mg/Kg		11/08/12 11:46	11/10/12 17:43	1
Anthracene	ND		0.0670	0.00900	mg/Kg		11/08/12 11:46	11/10/12 17:43	1
Benzo[a]anthracene	ND		0.0670	0.0150	mg/Kg		11/08/12 11:46	11/10/12 17:43	1
Benzo[a]pyrene	ND		0.0670	0.0120	mg/Kg		11/08/12 11:46	11/10/12 17:43	1
Benzo[b]fluoranthene	ND		0.0670	0.0120	mg/Kg		11/08/12 11:46	11/10/12 17:43	1
Benzo[g,h,i]perylene	ND		0.0670	0.00900	mg/Kg		11/08/12 11:46	11/10/12 17:43	1
Benzo[k]fluoranthene	ND		0.0670	0.0140	mg/Kg		11/08/12 11:46	11/10/12 17:43	1
1-Methylnaphthalene	ND		0.0670	0.0140	mg/Kg		11/08/12 11:46	11/10/12 17:43	1
Pyrene	ND		0.0670	0.0120	mg/Kg		11/08/12 11:46	11/10/12 17:43	1
Phenanthrene	ND		0.0670	0.00900	mg/Kg		11/08/12 11:46	11/10/12 17:43	1
Chrysene	ND		0.0670	0.00900	mg/Kg		11/08/12 11:46	11/10/12 17:43	1
Dibenz(a,h)anthracene	ND		0.0670	0.00700	mg/Kg		11/08/12 11:46	11/10/12 17:43	1
Fluoranthene	ND		0.0670	0.00900	mg/Kg		11/08/12 11:46	11/10/12 17:43	1
Fluorene	ND		0.0670	0.0120	mg/Kg		11/08/12 11:46	11/10/12 17:43	1
Indeno[1,2,3-cd]pyrene	ND		0.0670	0.0100	mg/Kg		11/08/12 11:46	11/10/12 17:43	1
Naphthalene	ND		0.0670	0.00900	mg/Kg		11/08/12 11:46	11/10/12 17:43	1
2-Methylnaphthalene	ND		0.0670	0.0160	mg/Kg		11/08/12 11:46	11/10/12 17:43	1

Surrogate	MB %Recovery	MB Qualifier	Limits	Prepared	Analyzed	Dil Fac
2-Fluorobiphenyl (Surr)	82		29 - 120	11/08/12 11:46	11/10/12 17:43	1
Terphenyl-d14 (Surr)	90		13 - 120	11/08/12 11:46	11/10/12 17:43	1
Nitrobenzene-d5 (Surr)	82		27 - 120	11/08/12 11:46	11/10/12 17:43	1

Lab Sample ID: LCS 490-34510/2-A

Matrix: Solid

Analysis Batch: 35149

Client Sample ID: Lab Control Sample

Prep Type: Total/NA

Prep Batch: 34510

Analyte	Spike Added	LCS Result	LCS Qualifier	Unit	D	%Rec	%Rec. Limits
Acenaphthylene	1.67	1.346		mg/Kg		81	38 - 120
Anthracene	1.67	1.593		mg/Kg		96	46 - 124
Benzo[a]anthracene	1.67	1.608		mg/Kg		96	45 - 120
Benzo[a]pyrene	1.67	1.589		mg/Kg		95	45 - 120
Benzo[b]fluoranthene	1.67	1.483		mg/Kg		89	42 - 120
Benzo[g,h,i]perylene	1.67	1.371		mg/Kg		82	38 - 120
Benzo[k]fluoranthene	1.67	1.516		mg/Kg		91	42 - 120
1-Methylnaphthalene	1.67	1.317		mg/Kg		79	32 - 120
Pyrene	1.67	1.634		mg/Kg		98	43 - 120
Phenanthrene	1.67	1.523		mg/Kg		91	45 - 120
Chrysene	1.67	1.563		mg/Kg		94	43 - 120
Dibenz(a,h)anthracene	1.67	1.433		mg/Kg		86	32 - 128
Fluoranthene	1.67	1.722		mg/Kg		103	46 - 120
Fluorene	1.67	1.430		mg/Kg		86	42 - 120
Indeno[1,2,3-cd]pyrene	1.67	1.438		mg/Kg		86	41 - 121
Naphthalene	1.67	1.505		mg/Kg		90	32 - 120
2-Methylnaphthalene	1.67	1.410		mg/Kg		85	28 - 120

Surrogate	LCS %Recovery	LCS Qualifier	Limits
2-Fluorobiphenyl (Surr)	67		29 - 120

QC Sample Results

Client: Environmental Enterprise Group
Project/Site: Laurel Bay Housing Project

TestAmerica Job ID: 490-10215-1

Method: 8270D - Semivolatile Organic Compounds (GC/MS) (Continued)

Lab Sample ID: LCS 490-34510/2-A

Matrix: Solid

Analysis Batch: 35149

Client Sample ID: Lab Control Sample

Prep Type: Total/NA

Prep Batch: 34510

	LCS	LCS	
Surrogate	%Recovery	Qualifier	Limits
Terphenyl-d14 (Surr)	92		13 - 120
Nitrobenzene-d5 (Surr)	76		27 - 120

Lab Sample ID: 490-10215-6 MS

Matrix: Solid

Analysis Batch: 35149

Client Sample ID: 1103 Iris

Prep Type: Total/NA

Prep Batch: 34510

Analyte	Sample Result	Sample Qualifier	Spike Added	MS Result	MS Qualifier	Unit	D	%Rec	Limits
Acenaphthylene	ND		1.66	1.225		mg/Kg	☼	74	25 - 120
Anthracene	ND		1.66	1.148		mg/Kg	☼	69	28 - 125
Benzo[a]anthracene	0.0358	J	1.66	1.479		mg/Kg	☼	87	23 - 120
Benzo[a]pyrene	ND		1.66	1.350		mg/Kg	☼	81	15 - 128
Benzo[b]fluoranthene	0.0390	J	1.66	1.357		mg/Kg	☼	80	12 - 133
Benzo[g,h,i]perylene	ND		1.66	1.294		mg/Kg	☼	78	22 - 120
Benzo[k]fluoranthene	0.0358	J	1.66	1.398		mg/Kg	☼	82	28 - 120
1-Methylnaphthalene	ND		1.66	1.028		mg/Kg	☼	62	10 - 120
Pyrene	0.0422	J	1.66	1.497		mg/Kg	☼	88	20 - 123
Phenanthrene	ND		1.66	1.344		mg/Kg	☼	81	21 - 122
Chrysene	0.0375	J	1.66	1.448		mg/Kg	☼	85	20 - 120
Dibenz(a,h)anthracene	ND		1.66	1.292		mg/Kg	☼	78	12 - 128
Fluoranthene	0.0415	J	1.66	1.457		mg/Kg	☼	85	10 - 143
Fluorene	ND		1.66	1.147		mg/Kg	☼	69	20 - 120
Indeno[1,2,3-cd]pyrene	ND		1.66	1.343		mg/Kg	☼	81	22 - 121
Naphthalene	ND		1.66	1.241		mg/Kg	☼	75	10 - 120
2-Methylnaphthalene	ND		1.66	1.214		mg/Kg	☼	73	13 - 120

	MS	MS	
Surrogate	%Recovery	Qualifier	Limits
2-Fluorobiphenyl (Surr)	61		29 - 120
Terphenyl-d14 (Surr)	82		13 - 120
Nitrobenzene-d5 (Surr)	70		27 - 120

Lab Sample ID: 490-10215-6 MSD

Matrix: Solid

Analysis Batch: 35149

Client Sample ID: 1103 Iris

Prep Type: Total/NA

Prep Batch: 34510

Analyte	Sample Result	Sample Qualifier	Spike Added	MSD Result	MSD Qualifier	Unit	D	%Rec	Limits	RPD	Limit
Acenaphthylene	ND		1.65	1.300		mg/Kg	☼	79	25 - 120	6	50
Anthracene	ND		1.65	1.188		mg/Kg	☼	72	28 - 125	3	49
Benzo[a]anthracene	0.0358	J	1.65	1.400		mg/Kg	☼	83	23 - 120	5	50
Benzo[a]pyrene	ND		1.65	1.362		mg/Kg	☼	82	15 - 128	1	50
Benzo[b]fluoranthene	0.0390	J	1.65	1.379		mg/Kg	☼	81	12 - 133	2	50
Benzo[g,h,i]perylene	ND		1.65	1.308		mg/Kg	☼	79	22 - 120	1	50
Benzo[k]fluoranthene	0.0358	J	1.65	1.332		mg/Kg	☼	78	28 - 120	5	45
1-Methylnaphthalene	ND		1.65	1.208		mg/Kg	☼	73	10 - 120	16	50
Pyrene	0.0422	J	1.65	1.332		mg/Kg	☼	78	20 - 123	12	50
Phenanthrene	ND		1.65	1.302		mg/Kg	☼	79	21 - 122	3	50
Chrysene	0.0375	J	1.65	1.411		mg/Kg	☼	83	20 - 120	3	49
Dibenz(a,h)anthracene	ND		1.65	1.359		mg/Kg	☼	82	12 - 128	5	50
Fluoranthene	0.0415	J	1.65	1.254		mg/Kg	☼	73	10 - 143	15	50

QC Sample Results

Client: Environmental Enterprise Group
Project/Site: Laurel Bay Housing Project

TestAmerica Job ID: 490-10215-1

Method: 8270D - Semivolatile Organic Compounds (GC/MS) (Continued)

Lab Sample ID: 490-10215-6 MSD

Matrix: Solid

Analysis Batch: 35149

Client Sample ID: 1103 Iris

Prep Type: Total/NA

Prep Batch: 34510

Analyte	Sample Result	Sample Qualifier	Spike Added	MSD Result	MSD Qualifier	Unit	D	%Rec	%Rec. Limits	RPD	Limit
Fluorene	ND		1.65	1.302		mg/Kg	☼	79	20 - 120	13	50
Indeno[1,2,3-cd]pyrene	ND		1.65	1.345		mg/Kg	☼	81	22 - 121	0	50
Naphthalene	ND		1.65	1.305		mg/Kg	☼	79	10 - 120	5	50
2-Methylnaphthalene	ND		1.65	1.223		mg/Kg	☼	74	13 - 120	1	50

Surrogate	MSD %Recovery	MSD Qualifier	Limits
2-Fluorobiphenyl (Surr)	62		29 - 120
Terphenyl-d14 (Surr)	77		13 - 120
Nitrobenzene-d5 (Surr)	65		27 - 120

Method: Moisture - Percent Moisture

Lab Sample ID: 490-10215-1 DU

Matrix: Solid

Analysis Batch: 32397

Client Sample ID: 1179 Bobwhite

Prep Type: Total/NA

Analyte	Sample Result	Sample Qualifier	DU Result	DU Qualifier	Unit	D	RPD	Limit
Percent Solids	88		88		%		0.01	20

QC Association Summary

Client: Environmental Enterprise Group
Project/Site: Laurel Bay Housing Project

TestAmerica Job ID: 490-10215-1

GC/MS VOA

Prep Batch: 32124

Lab Sample ID	Client Sample ID	Prep Type	Matrix	Method	Prep Batch
490-10215-4	1133 Iris	Total/NA	Solid	5035	
490-10215-5	1102 Iris-1	Total/NA	Solid	5035	

Prep Batch: 32125

Lab Sample ID	Client Sample ID	Prep Type	Matrix	Method	Prep Batch
490-10215-1	1179 Bobwhite	Total/NA	Solid	5035	
490-10215-2	1374 Dove	Total/NA	Solid	5035	
490-10215-3	1221 Cardinal	Total/NA	Solid	5035	
490-10215-4	1133 Iris	Total/NA	Solid	5035	
490-10215-5	1102 Iris-1	Total/NA	Solid	5035	
490-10215-6	1103 Iris	Total/NA	Solid	5035	

Analysis Batch: 32902

Lab Sample ID	Client Sample ID	Prep Type	Matrix	Method	Prep Batch
490-10215-1	1179 Bobwhite	Total/NA	Solid	8260B	32125
490-10215-2	1374 Dove	Total/NA	Solid	8260B	32125
490-10215-4	1133 Iris	Total/NA	Solid	8260B	32125
490-10215-5	1102 Iris-1	Total/NA	Solid	8260B	32125
490-10215-6	1103 Iris	Total/NA	Solid	8260B	32125
490-10429-A-10-D MS	Matrix Spike	Total/NA	Solid	8260B	32932
490-10429-A-10-E MSD	Matrix Spike Duplicate	Total/NA	Solid	8260B	32932
LCS 490-32902/3	Lab Control Sample	Total/NA	Solid	8260B	
MB 490-32902/6	Method Blank	Total/NA	Solid	8260B	

Prep Batch: 32932

Lab Sample ID	Client Sample ID	Prep Type	Matrix	Method	Prep Batch
490-10429-A-10-D MS	Matrix Spike	Total/NA	Solid	5035	
490-10429-A-10-E MSD	Matrix Spike Duplicate	Total/NA	Solid	5035	

Prep Batch: 33200

Lab Sample ID	Client Sample ID	Prep Type	Matrix	Method	Prep Batch
490-10480-A-12-D MS	Matrix Spike	Total/NA	Solid	5035	
490-10480-A-12-E MSD	Matrix Spike Duplicate	Total/NA	Solid	5035	

Analysis Batch: 33503

Lab Sample ID	Client Sample ID	Prep Type	Matrix	Method	Prep Batch
490-10215-3	1221 Cardinal	Total/NA	Solid	8260B	32125
490-10215-4	1133 Iris	Total/NA	Solid	8260B	32124
490-10215-5	1102 Iris-1	Total/NA	Solid	8260B	32124
490-10480-A-12-D MS	Matrix Spike	Total/NA	Solid	8260B	33200
490-10480-A-12-E MSD	Matrix Spike Duplicate	Total/NA	Solid	8260B	33200
LCS 490-33503/3	Lab Control Sample	Total/NA	Solid	8260B	
MB 490-33503/7	Method Blank	Total/NA	Solid	8260B	

GC/MS Semi VOA

Prep Batch: 33536

Lab Sample ID	Client Sample ID	Prep Type	Matrix	Method	Prep Batch
490-10215-1	1179 Bobwhite	Total/NA	Solid	3550C	
490-10215-2	1374 Dove	Total/NA	Solid	3550C	
490-10215-3	1221 Cardinal	Total/NA	Solid	3550C	
490-10215-4	1133 Iris	Total/NA	Solid	3550C	

QC Association Summary

Client: Environmental Enterprise Group
Project/Site: Laurel Bay Housing Project

TestAmerica Job ID: 490-10215-1

GC/MS Semi VOA (Continued)

Prep Batch: 33536 (Continued)

Lab Sample ID	Client Sample ID	Prep Type	Matrix	Method	Prep Batch
490-10215-5	1102 Iris-1	Total/NA	Solid	3550C	
490-10245-C-1-B MS	Matrix Spike	Total/NA	Solid	3550C	
490-10245-C-1-C MSD	Matrix Spike Duplicate	Total/NA	Solid	3550C	
LCS 490-33536/2-A	Lab Control Sample	Total/NA	Solid	3550C	
MB 490-33536/1-A	Method Blank	Total/NA	Solid	3550C	

Analysis Batch: 33545

Lab Sample ID	Client Sample ID	Prep Type	Matrix	Method	Prep Batch
490-10215-1	1179 Bobwhite	Total/NA	Solid	8270D	33536
490-10215-2	1374 Dove	Total/NA	Solid	8270D	33536
490-10215-3	1221 Cardinal	Total/NA	Solid	8270D	33536
490-10215-4	1133 Iris	Total/NA	Solid	8270D	33536
490-10215-5	1102 Iris-1	Total/NA	Solid	8270D	33536
490-10245-C-1-B MS	Matrix Spike	Total/NA	Solid	8270D	33536
490-10245-C-1-C MSD	Matrix Spike Duplicate	Total/NA	Solid	8270D	33536
LCS 490-33536/2-A	Lab Control Sample	Total/NA	Solid	8270D	33536
MB 490-33536/1-A	Method Blank	Total/NA	Solid	8270D	33536

Analysis Batch: 33778

Lab Sample ID	Client Sample ID	Prep Type	Matrix	Method	Prep Batch
490-10215-4	1133 Iris	Total/NA	Solid	8270D	33536
490-10215-5	1102 Iris-1	Total/NA	Solid	8270D	33536

Analysis Batch: 34127

Lab Sample ID	Client Sample ID	Prep Type	Matrix	Method	Prep Batch
490-10215-4	1133 Iris	Total/NA	Solid	8270D	33536
490-10215-5	1102 Iris-1	Total/NA	Solid	8270D	33536

Prep Batch: 34510

Lab Sample ID	Client Sample ID	Prep Type	Matrix	Method	Prep Batch
490-10215-6	1103 Iris	Total/NA	Solid	3550C	
490-10215-6 MS	1103 Iris	Total/NA	Solid	3550C	
490-10215-6 MSD	1103 Iris	Total/NA	Solid	3550C	
LCS 490-34510/2-A	Lab Control Sample	Total/NA	Solid	3550C	
MB 490-34510/1-A	Method Blank	Total/NA	Solid	3550C	

Analysis Batch: 35149

Lab Sample ID	Client Sample ID	Prep Type	Matrix	Method	Prep Batch
490-10215-6	1103 Iris	Total/NA	Solid	8270D	34510
490-10215-6 MS	1103 Iris	Total/NA	Solid	8270D	34510
490-10215-6 MSD	1103 Iris	Total/NA	Solid	8270D	34510
LCS 490-34510/2-A	Lab Control Sample	Total/NA	Solid	8270D	34510
MB 490-34510/1-A	Method Blank	Total/NA	Solid	8270D	34510

General Chemistry

Analysis Batch: 32397

Lab Sample ID	Client Sample ID	Prep Type	Matrix	Method	Prep Batch
490-10215-1	1179 Bobwhite	Total/NA	Solid	Moisture	
490-10215-1 DU	1179 Bobwhite	Total/NA	Solid	Moisture	
490-10215-2	1374 Dove	Total/NA	Solid	Moisture	
490-10215-3	1221 Cardinal	Total/NA	Solid	Moisture	

QC Association Summary

Client: Environmental Enterprise Group
Project/Site: Laurel Bay Housing Project

TestAmerica Job ID: 490-10215-1

General Chemistry (Continued)

Analysis Batch: 32397 (Continued)

Lab Sample ID	Client Sample ID	Prep Type	Matrix	Method	Prep Batch
490-10215-4	1133 Iris	Total/NA	Solid	Moisture	
490-10215-5	1102 Iris-1	Total/NA	Solid	Moisture	
490-10215-6	1103 Iris	Total/NA	Solid	Moisture	

Lab Chronicle

Client: Environmental Enterprise Group
Project/Site: Laurel Bay Housing Project

TestAmerica Job ID: 490-10215-1

Client Sample ID: 1179 Bobwhite

Lab Sample ID: 490-10215-1

Date Collected: 10/22/12 16:30

Matrix: Solid

Date Received: 10/30/12 08:30

Percent Solids: 87.8

Prep Type	Batch Type	Batch Method	Run	Dilution Factor	Batch Number	Prepared or Analyzed	Analyst	Lab
Total/NA	Prep	5035			32125	10/30/12 15:55	ML	TAL NSH
Total/NA	Analysis	8260B		1	32902	11/02/12 15:07	KK	TAL NSH
Total/NA	Prep	3550C			33536	11/05/12 10:11	AK	TAL NSH
Total/NA	Analysis	8270D		1	33545	11/05/12 20:25	WS	TAL NSH
Total/NA	Analysis	Moisture		1	32397	10/31/12 13:47	RS	TAL NSH

Client Sample ID: 1374 Dove

Lab Sample ID: 490-10215-2

Date Collected: 10/22/12 16:30

Matrix: Solid

Date Received: 10/30/12 08:30

Percent Solids: 92.6

Prep Type	Batch Type	Batch Method	Run	Dilution Factor	Batch Number	Prepared or Analyzed	Analyst	Lab
Total/NA	Prep	5035			32125	10/30/12 15:55	ML	TAL NSH
Total/NA	Analysis	8260B		1	32902	11/02/12 14:37	KK	TAL NSH
Total/NA	Prep	3550C			33536	11/05/12 10:11	AK	TAL NSH
Total/NA	Analysis	8270D		1	33545	11/05/12 20:46	WS	TAL NSH
Total/NA	Analysis	Moisture		1	32397	10/31/12 13:47	RS	TAL NSH

Client Sample ID: 1221 Cardinal

Lab Sample ID: 490-10215-3

Date Collected: 10/23/12 14:45

Matrix: Solid

Date Received: 10/30/12 08:30

Percent Solids: 87.8

Prep Type	Batch Type	Batch Method	Run	Dilution Factor	Batch Number	Prepared or Analyzed	Analyst	Lab
Total/NA	Prep	5035			32125	10/30/12 15:55	ML	TAL NSH
Total/NA	Analysis	8260B		1	33503	11/05/12 13:31	KK	TAL NSH
Total/NA	Prep	3550C			33536	11/05/12 10:11	AK	TAL NSH
Total/NA	Analysis	8270D		1	33545	11/05/12 21:07	WS	TAL NSH
Total/NA	Analysis	Moisture		1	32397	10/31/12 13:47	RS	TAL NSH

Client Sample ID: 1133 Iris

Lab Sample ID: 490-10215-4

Date Collected: 10/24/12 14:45

Matrix: Solid

Date Received: 10/30/12 08:30

Percent Solids: 79.3

Prep Type	Batch Type	Batch Method	Run	Dilution Factor	Batch Number	Prepared or Analyzed	Analyst	Lab
Total/NA	Prep	5035			32125	10/30/12 15:55	ML	TAL NSH
Total/NA	Analysis	8260B		1	32902	11/02/12 13:35	KK	TAL NSH
Total/NA	Prep	5035			32124	10/30/12 15:54	ML	TAL NSH
Total/NA	Analysis	8260B		1	33503	11/05/12 15:34	KK	TAL NSH
Total/NA	Prep	3550C			33536	11/05/12 10:11	AK	TAL NSH
Total/NA	Analysis	8270D		1	33545	11/05/12 21:28	WS	TAL NSH
Total/NA	Analysis	8270D		5	33778	11/06/12 12:58	WS	TAL NSH
Total/NA	Analysis	8270D		20	34127	11/07/12 13:27	SCS	TAL NSH
Total/NA	Analysis	Moisture		1	32397	10/31/12 13:47	RS	TAL NSH

Lab Chronicle

Client: Environmental Enterprise Group
Project/Site: Laurel Bay Housing Project

TestAmerica Job ID: 490-10215-1

Client Sample ID: 1102 Iris-1

Date Collected: 10/25/12 15:15

Date Received: 10/30/12 08:30

Lab Sample ID: 490-10215-5

Matrix: Solid

Percent Solids: 77.6

Prep Type	Batch Type	Batch Method	Run	Dilution Factor	Batch Number	Prepared or Analyzed	Analyst	Lab
Total/NA	Prep	5035			32125	10/30/12 15:55	ML	TAL NSH
Total/NA	Analysis	8260B		1	32902	11/02/12 13:04	KK	TAL NSH
Total/NA	Prep	5035			32124	10/30/12 15:54	ML	TAL NSH
Total/NA	Analysis	8260B		1	33503	11/05/12 12:54	KK	TAL NSH
Total/NA	Prep	3550C			33536	11/05/12 10:11	AK	TAL NSH
Total/NA	Analysis	8270D		1	33545	11/05/12 21:49	WS	TAL NSH
Total/NA	Analysis	8270D		5	33778	11/06/12 13:19	WS	TAL NSH
Total/NA	Analysis	8270D		20	34127	11/07/12 13:48	SCS	TAL NSH
Total/NA	Analysis	Moisture		1	32397	10/31/12 13:47	RS	TAL NSH

Client Sample ID: 1103 Iris

Date Collected: 10/25/12 15:00

Date Received: 10/30/12 08:30

Lab Sample ID: 490-10215-6

Matrix: Solid

Percent Solids: 86.6

Prep Type	Batch Type	Batch Method	Run	Dilution Factor	Batch Number	Prepared or Analyzed	Analyst	Lab
Total/NA	Prep	5035			32125	10/30/12 15:55	ML	TAL NSH
Total/NA	Analysis	8260B		1	32902	11/02/12 12:32	KK	TAL NSH
Total/NA	Prep	3550C			34510	11/08/12 11:46	AK	TAL NSH
Total/NA	Analysis	8270D		1	35149	11/10/12 18:54	JS	TAL NSH
Total/NA	Analysis	Moisture		1	32397	10/31/12 13:47	RS	TAL NSH

Laboratory References:

TAL NSH = TestAmerica Nashville, 2960 Foster Creighton Drive, Nashville, TN 37204, TEL (615)726-0177

Method Summary

Client: Environmental Enterprise Group
Project/Site: Laurel Bay Housing Project

TestAmerica Job ID: 490-10215-1

Method	Method Description	Protocol	Laboratory
8260B	Volatile Organic Compounds (GC/MS)	SW846	TAL NSH
8270D	Semivolatile Organic Compounds (GC/MS)	SW846	TAL NSH
Moisture	Percent Moisture	EPA	TAL NSH

Protocol References:

EPA = US Environmental Protection Agency

SW846 = "Test Methods For Evaluating Solid Waste, Physical/Chemical Methods", Third Edition, November 1986 And Its Updates.

Laboratory References:

TAL NSH = TestAmerica Nashville, 2960 Foster Creighton Drive, Nashville, TN 37204, TEL (615)726-0177

Certification Summary

Client: Environmental Enterprise Group
Project/Site: Laurel Bay Housing Project

TestAmerica Job ID: 490-10215-1

Laboratory: TestAmerica Nashville

All certifications held by this laboratory are listed. Not all certifications are applicable to this report.

Authority	Program	EPA Region	Certification ID	Expiration Date
	ACIL		393	10-30-13
A2LA	ISO/IEC 17025		0453.07	12-31-13
Alabama	State Program	4	41150	05-31-13
Alaska (UST)	State Program	10	UST-087	07-24-13
Arizona	State Program	9	AZ0473	05-05-13
Arkansas DEQ	State Program	6	88-0737	04-25-13
California	NELAC	9	1168CA	10-31-13
Canadian Assoc Lab Accred (CALA)	Canada		3744	03-08-14
Colorado	State Program	8	N/A	02-28-13
Connecticut	State Program	1	PH-0220	12-31-13
Florida	NELAC	4	E87358	06-30-13
Illinois	NELAC	5	200010	12-09-12
Iowa	State Program	7	131	05-01-14
Kansas	NELAC	7	E-10229	10-31-13
Kentucky	State Program	4	90038	12-31-12
Kentucky (UST)	State Program	4	19	09-15-13
Louisiana	NELAC	6	LA120025	12-31-12
Louisiana	NELAC	6	30613	06-30-13
Maryland	State Program	3	316	03-31-13
Massachusetts	State Program	1	M-TN032	06-30-13
Minnesota	NELAC	5	047-999-345	12-31-12
Mississippi	State Program	4	N/A	06-30-13
Montana (UST)	State Program	8	NA	01-01-15
Nevada	State Program	9	TN00032	07-31-13
New Hampshire	NELAC	1	2963	10-09-13
New Jersey	NELAC	2	TN965	06-30-13
New York	NELAC	2	11342	04-01-13
North Carolina DENR	State Program	4	387	12-31-12
North Dakota	State Program	8	R-146	06-30-13
Ohio VAP	State Program	5	CL0033	01-19-14
Oklahoma	State Program	6	9412	08-31-13
Oregon	NELAC	10	TN200001	04-30-13
Pennsylvania	NELAC	3	68-00585	06-30-13
Rhode Island	State Program	1	LAO00268	12-30-12
South Carolina	State Program	4	84009 (001)	02-28-13
South Carolina	State Program	4	84009 (002)	02-23-14
Tennessee	State Program	4	2008	02-23-14
Texas	NELAC	6	T104704077-09-TX	08-31-13
USDA	Federal		S-48469	11-02-13
Utah	NELAC	8	TAN	06-30-13
Virginia	NELAC	3	460152	06-14-13
Washington	State Program	10	C789	07-19-13
West Virginia DEP	State Program	3	219	02-28-13
Wisconsin	State Program	5	998020430	08-31-13
Wyoming (UST)	A2LA	8	453.07	12-31-13

COOLER RECEIPT



Cooler Received/Opened On 10/30/2012 @ 0830

1. Tracking # 2514 (last 4 digits, FedEx)

Courier: FedEx IR Gun ID 97310166

2. Temperature of rep. sample or temp blank when opened: 1.7 Degrees Celsius

3. If Item #2 temperature is 0°C or less, was the representative sample or temp blank frozen? YES NO (NA)

4. Were custody seals on outside of cooler? (YES) NO NA

If yes, how many and where: one front & Back

5. Were the seals intact, signed, and dated correctly? (YES) NO NA

6. Were custody papers inside cooler? (YES) NO NA

I certify that I opened the cooler and answered questions 1-6 (initial) DA

7. Were custody seals on containers: YES (NO) and Intact YES...NO...(NA)

Were these signed and dated correctly? YES...NO...(NA)

8. Packing mat'l used? (Bubblewrap) Plastic bag Peanuts Vermiculite Foam Insert Paper Other None

9. Cooling process: (Ice) Ice-pack Ice (direct contact) Dry ice Other None

10. Did all containers arrive in good condition (unbroken)? (YES) NO NA

11. Were all container labels complete (#, date, signed, pres., etc)? (YES) NO NA

12. Did all container labels and tags agree with custody papers? (YES) NO NA

13a. Were VOA vials received? (YES) NO NA

b. Was there any observable headspace present in any VOA vial? YES.. (NO) NA

14. Was there a Trip Blank in this cooler? YES...NO...(NA) If multiple coolers, sequence # NA

I certify that I unloaded the cooler and answered questions 7-14 (initial) GA

15a. On pres'd bottles, did pH test strips suggest preservation reached the correct pH level? YES..NO...(NA)

b. Did the bottle labels indicate that the correct preservatives were used (YES) NO NA

16. Was residual chlorine present? YES...NO...(NA)

I certify that I checked for chlorine and pH as per SOP and answered questions 15-16 (initial) GA

17. Were custody papers properly filled out (ink, signed, etc)? (YES) NO NA

18. Did you sign the custody papers in the appropriate place? (YES) NO NA

19. Were correct containers used for the analysis requested? (YES) NO NA

20. Was sufficient amount of sample sent in each container? (YES) NO NA

I certify that I entered this project into LIMS and answered questions 17-20 (initial) GA

I certify that I attached a label with the unique LIMS number to each container (initial) GA

21. Were there Non-Conformance issues at login? YES...(NO) Was a PIPE generated? YES.. (NO) #

To assist us in using the proper analytical methods, is this work being conducted for regulatory purposes?

Site State: SC
PO#: 1063
TA Quote #:
Project ID: Laurel Bay Housing Project
Project #:

11/12/2012

Login Sample Receipt Checklist

Client: Environmental Enterprise Group

Job Number: 490-10215-1

SDG Number:

Login Number: 10215

List Source: TestAmerica Nashville

List Number: 1

Creator: Ford, Easton

Question	Answer	Comment
Radioactivity wasn't checked or is \leq background as measured by a survey meter.	True	
The cooler's custody seal, if present, is intact.	True	
Sample custody seals, if present, are intact.	True	
The cooler or samples do not appear to have been compromised or tampered with.	True	
Samples were received on ice.	True	
Cooler Temperature is acceptable.	True	
Cooler Temperature is recorded.	True	
COC is present.	True	
COC is filled out in ink and legible.	True	
COC is filled out with all pertinent information.	True	
Is the Field Sampler's name present on COC?	True	
There are no discrepancies between the containers received and the COC.	True	
Samples are received within Holding Time.	True	
Sample containers have legible labels.	True	
Containers are not broken or leaking.	True	
Sample collection date/times are provided.	True	
Appropriate sample containers are used.	True	
Sample bottles are completely filled.	True	
Sample Preservation Verified.	N/A	
There is sufficient vol. for all requested analyses, incl. any requested MS/MSDs	True	
Containers requiring zero headspace have no headspace or bubble is $<6\text{mm}$ (1/4").	N/A	
Multiphasic samples are not present.	True	
Samples do not require splitting or compositing.	True	
Residual Chlorine Checked.	N/A	

ATTACHMENT A



NON-HAZARDOUS MANIFEST

NON-HAZARDOUS MANIFEST		1. Generator's US EPA ID No.		Manifest Doc No.		2. Page 1 of 1			
3. Generator's Mailing Address: MCAS, BEAUFORT LAUREL BAY HOUSING BEAUFORT, SC 29907		Generator's Site Address (if different than mailing):		A. Manifest Number WMNA		00316832			
4. Generator's Phone 843-228-6461				B. State Generator's ID					
5. Transporter 1 Company Name EEG, INC.		6. US EPA ID Number		C. State Transporter's ID					
7. Transporter 2 Company Name		8. US EPA ID Number		D. Transporter's Phone 843-879-0411					
9. Designated Facility Name and Site Address HICKORY HILL LANDFILL 2621 LOW COUNTRY ROAD RIDGELAND, SC 29936		10. US EPA ID Number		E. State Transporter's ID					
				F. Transporter's Phone					
				G. State Facility ID					
				H. State Facility Phone 843-987-4643					
GENERATOR	11. Description of Waste Materials			12. Containers		13. Total Quantity	14. Unit Wt./Vol.	I. Misc. Comments	
				No.	Type				
	a. HEATING OIL TANKS FILLED WITH SAND								
	WM Profile # 102655SC								
	b.								
	WM Profile #								
	c.								
	WM Profile #								
	d.								
	WM Profile #								
J. Additional Descriptions for Materials Listed Above				K. Disposal Location					
				Cell		Level			
				Grid					
15. Special Handling Instructions and Additional Information 1179 Bobwhite 1374 Dove 1133 Jails 1221 Cardinal									
Purchase Order #				EMERGENCY CONTACT / PHONE NO.:					
16. GENERATOR'S CERTIFICATE: I hereby certify that the above-described materials are not hazardous wastes as defined by CFR Part 261 or any applicable state law, have been fully and accurately described, classified and packaged and are in proper condition for transportation according to applicable regulations.									
Printed Name				Signature "On behalf of"			Month	Day	Year
							10	35	12
TRANSPORTER	17. Transporter 1 Acknowledgement of Receipt of Materials								
	Printed Name				Signature			Month	Day
18. Transporter 2 Acknowledgement of Receipt of Materials							Month	Day	Year
Printed Name				Signature			Month	Day	Year
19. Certificate of Final Treatment/Disposal I certify, on behalf of the above listed treatment facility, that to the best of my knowledge, the above-described waste was managed in compliance with all applicable laws, regulations, permits and licenses on the dates listed above.							Month	Day	Year
20. Facility Owner or Operator: Certification of receipt of non-hazardous materials covered by this manifest.							Month	Day	Year
Printed Name				Signature			Month	Day	Year
							10	35	12

White- TREATMENT, STORAGE, DISPOSAL FACILITY COPY

Blue- GENERATOR #2 COPY


Yellow- GENERATOR #1 COPY

Pink- FACILITY USE ONLY

Gold- TRANSPORTER #1 COPY

Appendix C

Regulatory Correspondence



Catherine B. Templeton, Director

Promoting and protecting the health of the public and the environment

May 15, 2014

Commanding Officer
Attention: NREAO Mr. William A. Drawdy
United State Marine Corps Air Station
Post Office Box 55001
Beaufort, SC 29904-5001

RE: No Further Action
Laurel Bay Underground Storage Tank Assessment Reports for:
See attached sheet

Dear Mr. Drawdy,

The South Carolina Department of Health and Environmental Control (the Department) received the above referenced Underground Storage Tanks (USTs) Assessment Reports for the addresses listed above. The regulatory authority for the investigation and cleanup of releases from these tank systems is the South Carolina Pollution Control Act (S.C. Code Ann. §48-1-10 et seq., as amended).

The Department has reviewed the referenced assessment reports and agrees there is no indication of soil or groundwater contamination on these properties, and therefore no further investigation is required at this time.

Please note that the Department's decision is based on information provided by the Marine Corps Air Station (MCAS) to date. Any information found to be contradictory to this decision may require additional action. Furthermore, the Department retains the right to request further investigation if deemed necessary.

If you have any questions, please contact me at kriegkm@dhec.sc.gov or 803-898-0255.

Sincerely,

Kent Krieg
Department of Defense Corrective Action Section
Bureau of Land and Waste Management
South Carolina Department of Health and Environmental Control

Cc: Russell Berry (via email)
Craig Ehde (via email)



Catherine B. Templeton, Director

Promoting and protecting the health of the public and the environment

Attachment to: Krieg to Drawdy
Subject: NFA
Dated 5/15/2014

Laurel Bay Underground Storage Tank Assessment Reports for: (143 addresses/146 tanks)

212 Balsam	503 Laurel Bay
219 Balsam	508 Laurel Bay
260 Beech Tank 1	510 Laurel Bay
260 Beech Tank 2	523 Laurel Bay
267 Birch	525 Laurel Bay
287 Birch	529 Laurel Bay
302 Ash	533 Laurel Bay
305 Ash	537 Laurel Bay
334 Ash	556 Dahlia
338 Ash Tank 1	557 Dahlia
338 Ash Tank 2	559 Dahlia
361 Aspen	562 Dahlia
371 Aspen	568 Dahlia
372 Aspen Tank 1	581 Aster
372 Aspen Tank 2	582 Aster
375 Aspen	584 Aster
385 Aspen	602 Dahlia
403 Elderberry	607 Dahlia
407 Elderberry	614 Dahlia
411 Elderberry	616 Dahlia
414 Elderberry	619 Dahlia
415 Elderberry	625 Dahlia
421 Elderberry	629 Dahlia
427 Elderberry	631 Dahlia
428 Elderberry	634 Dahlia
431 Elderberry	660 Camellia
455 Elderberry	661 Camellia
484 Laurel Bay	666 Camellia
490 Laurel Bay	669 Camellia
502 Laurel Bay	672 Camellia

Laurel Bay Underground Storage Tank Assessment Reports for: (143 addresses/146 tanks) cont.

674 Camellia	880 Cobia
677 Camellia	890 Cobia
679 Camellia	892 Cobia
686 Camellia	900 Barracuda
690 Camellia	906 Barracuda
698 Abelia	911 Barracuda
700 Bluebell	912 Barracuda
704 Bluebell	917 Barracuda
705 Bluebell	919 Barracuda
708 Bluebell	928 Albacore
710 Bluebell	1024 Foxglove
711 Bluebell	1028 Foxglove
714 Bluebell	1029 Foxglove
715 Bluebell	1038 Iris
726 Bluebell	1049 Gardenia
728 Bluebell	1079 Heather
731 Bluebell	1103 Iris
734 Bluebell	1122 Iris
759 Althea	1136 Iris
761 Althea	1173 Bobwhite
773 Althea	1200 Cardinal
778 Laurel Bay	1221 Cardinal
807 Azalea	1238 Dove
814 Azalea	1241 Dove
815 Azalea	1242 Dove
818 Azalea	1248 Dove
820 Azalea	1262 Dove
821 Azalea	1265 Dove
831 Azalea	1267 Dove
832 Azalea	1289 Eagle
834 Azalea	1298 Eagle
835 Azalea	1300 Eagle
841 Azalea	1303 Eagle
853 Dolphin	1304 Eagle
858 Dolphin	1315 Albatross
869 Cobia	1316 Albatross
874 Cobia	1320 Albatross
875 Cobia	1338 Albatross

Laurel Bay Underground Storage Tank Assessment Reports for: (143 addresses/146 tanks) cont.

1340 Albatross	
1342 Albatross	
1344 Cardinal	
1345 Cardinal	
1349 Cardinal	
1355 Cardinal	
1366 Cardinal	
1374 Dove	
1375 Dove	
1415 Albatross	